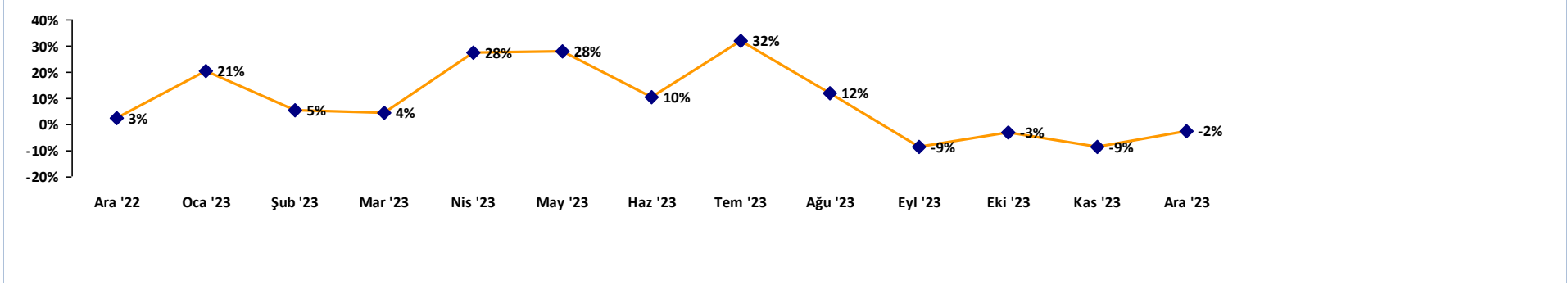


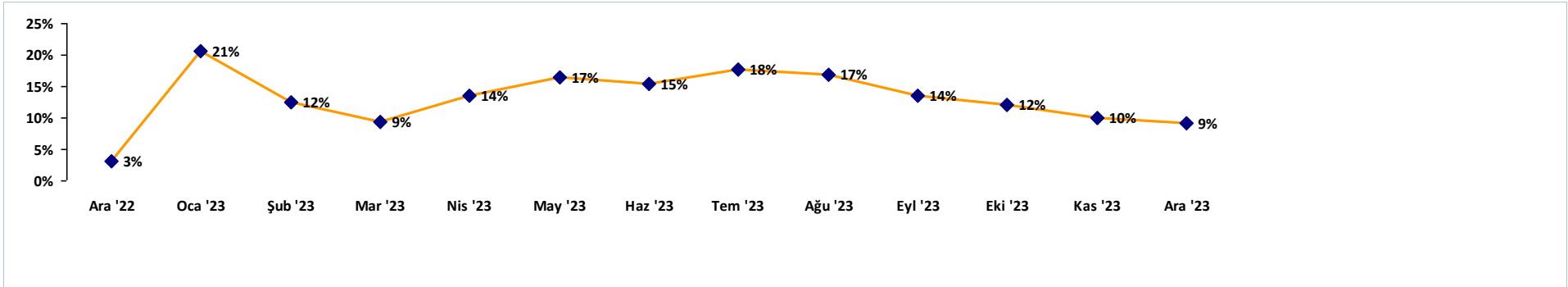
Toplam Beyaz Eşya (4 Ana Ürünün Toplam İç Satışı) - Aylık

| Ara-21/22 | Oca-22/23 | Şub-22/23 | Mar-22/23 | Nis-22/23 | May-22/23 | Haz-22/23 | Tem-22/23 | Ağu-22/23 | Eyl-22/23 | Eki-22/23 | Kas-22/23 | Ara-22/23 | |
|-----------|-----------|-----------|-----------|-----------|-----------|-----------|-----------|-----------|-----------|-----------|-----------|-----------|------|
| 498.205 | 508.363 | 584.399 | 698.680 | 539.060 | 594.886 | 682.474 | 581.730 | 664.757 | 717.820 | 572.019 | 674.053 | 511.764 | 2022 |
| 511.764 | 613.561 | 615.659 | 729.123 | 687.515 | 762.588 | 753.371 | 769.008 | 744.699 | 656.268 | 554.872 | 616.695 | 499.520 | 2023 |
| %3 | %21 | %5 | %4 | %28 | %28 | %10 | %32 | %12 | -%9 | -%3 | -%9 | -%2 | |



Toplam Beyaz Eşya (4 Ana Ürünün Toplam İç Satışı) - Kümülatif

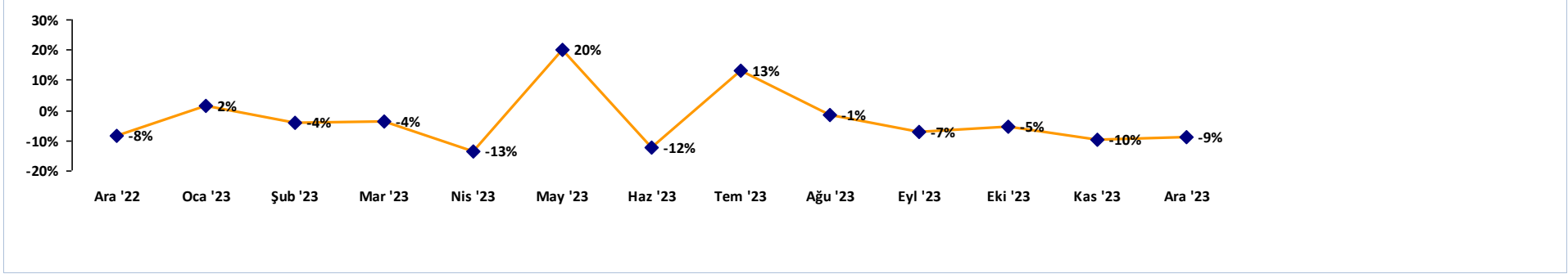
| Ara-21/22 | Oca-22/23 | Şub-22/23 | Mar-22/23 | Nis-22/23 | May-22/23 | Haz-22/23 | Tem-22/23 | Ağu-22/23 | Eyl-22/23 | Eki-22/23 | Kas-22/23 | Ara-22/23 | |
|-----------|-----------|-----------|-----------|-----------|-----------|-----------|-----------|-----------|-----------|-----------|-----------|-----------|------|
| 7.113.110 | 508.363 | 1.092.762 | 1.791.442 | 2.330.502 | 2.925.388 | 3.607.862 | 4.189.592 | 4.854.349 | 5.572.169 | 6.144.188 | 6.818.241 | 7.330.005 | 2022 |
| 7.330.005 | 613.561 | 1.229.220 | 1.958.343 | 2.645.858 | 3.408.446 | 4.161.817 | 4.930.825 | 5.675.524 | 6.331.792 | 6.886.664 | 7.503.359 | 8.002.879 | 2023 |
| %3 | %21 | %12 | %9 | %14 | %17 | %15 | %18 | %17 | %14 | %12 | %10 | %9 | |



NOT: Dernek üyesi şirketlerin rakamlarıdır.

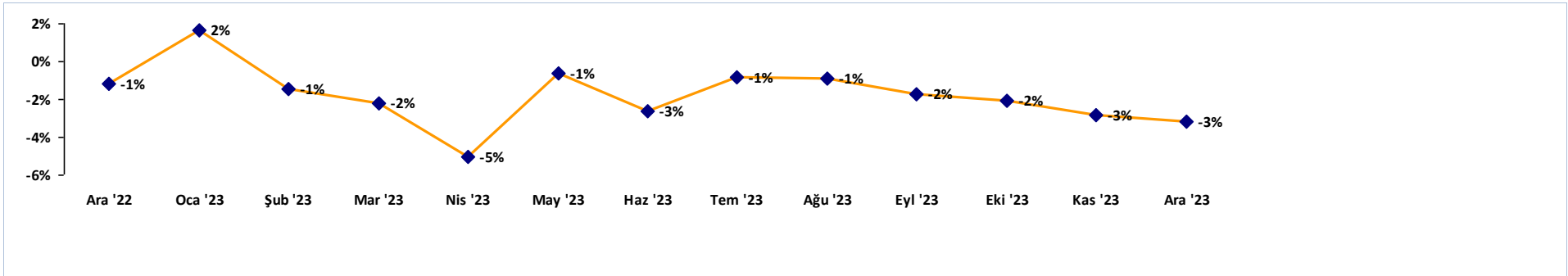
Toplam Beyaz Eşya (4 Ana Ürünün Toplam Üretimi) - Aylık

| Ara-21/22 | Oca-22/23 | Şub-22/23 | Mar-22/23 | Nis-22/23 | May-22/23 | Haz-22/23 | Tem-22/23 | Ağu-22/23 | Eyl-22/23 | Eki-22/23 | Kas-22/23 | Ara-22/23 | |
|-----------|-----------|-----------|-----------|-----------|-----------|-----------|-----------|-----------|-----------|-----------|-----------|-----------|------|
| 2.163.503 | 2.041.404 | 2.531.568 | 2.839.313 | 2.430.300 | 2.086.167 | 2.548.667 | 1.894.046 | 2.440.236 | 2.744.371 | 2.549.355 | 2.629.020 | 1.979.821 | 2022 |
| 1.979.821 | 2.074.948 | 2.433.029 | 2.738.670 | 2.102.584 | 2.502.276 | 2.242.088 | 2.141.405 | 2.404.610 | 2.551.087 | 2.417.197 | 2.378.366 | 1.809.431 | 2023 |
| -%8 | %2 | -%4 | -%4 | -%13 | %20 | -%12 | %13 | -%1 | -%7 | -%5 | -%10 | -%9 | |



Toplam Beyaz Eşya (4 Ana Ürünün Toplam Üretimi) - Kümülatif

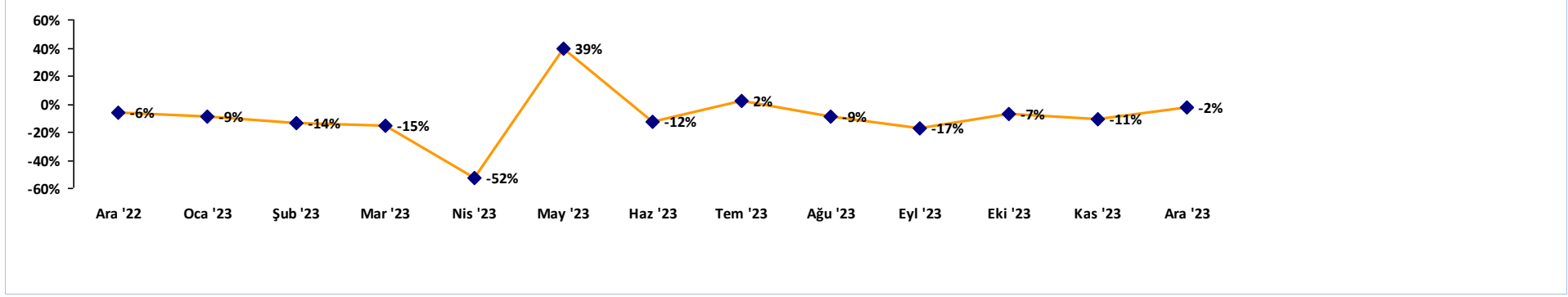
| Ara-21/22 | Oca-22/23 | Şub-22/23 | Mar-22/23 | Nis-22/23 | May-22/23 | Haz-22/23 | Tem-22/23 | Ağu-22/23 | Eyl-22/23 | Eki-22/23 | Kas-22/23 | Ara-22/23 | |
|------------|-----------|-----------|-----------|-----------|------------|------------|------------|------------|------------|------------|------------|------------|------|
| 29.045.742 | 2.041.404 | 4.572.972 | 7.412.285 | 9.842.585 | 11.928.752 | 14.477.419 | 16.371.465 | 18.811.701 | 21.556.072 | 24.105.427 | 26.734.447 | 28.714.268 | 2022 |
| 28.714.268 | 2.074.948 | 4.507.977 | 7.246.647 | 9.349.231 | 11.851.507 | 14.093.595 | 16.235.000 | 18.639.610 | 21.190.697 | 23.607.894 | 25.986.260 | 27.795.691 | 2023 |
| -%1 | %2 | -%1 | -%2 | -%5 | -%1 | -%3 | -%1 | -%1 | -%2 | -%2 | -%3 | -%3 | |



NOT: Dernek üyesi şirketlerin rakamlarıdır.

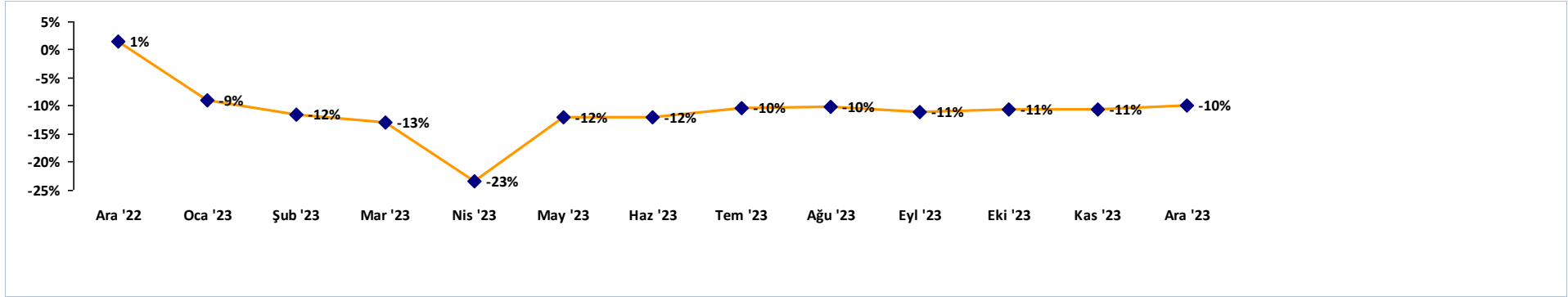
Toplam Beyaz Eşya (4 Ana Ürünün Toplam İhracatı) - Aylık

| Ara-21/22 | Oca-22/23 | Şub-22/23 | Mar-22/23 | Nis-22/23 | May-22/23 | Haz-22/23 | Tem-22/23 | Ağu-22/23 | Eyl-22/23 | Eki-22/23 | Kas-22/23 | Ara-22/23 | |
|-----------|-----------|-----------|-----------|-----------|-----------|-----------|-----------|-----------|-----------|-----------|-----------|-----------|------|
| 1.748.833 | 1.586.424 | 1.837.777 | 2.170.285 | 2.034.793 | 1.719.786 | 1.849.629 | 1.441.547 | 1.803.069 | 1.993.942 | 2.074.793 | 1.913.865 | 1.641.260 | 2022 |
| 1.641.260 | 1.443.371 | 1.586.879 | 1.839.543 | 969.195 | 2.397.141 | 1.620.060 | 1.473.218 | 1.645.843 | 1.649.591 | 1.929.425 | 1.705.725 | 1.610.139 | 2023 |
| -6% | -9% | -14% | -15% | -52% | 39% | -12% | 2% | -9% | -17% | -7% | -11% | -2% | |



Toplam Beyaz Eşya (4 Ana Ürünün Toplam İhracatı) - Kümülatif

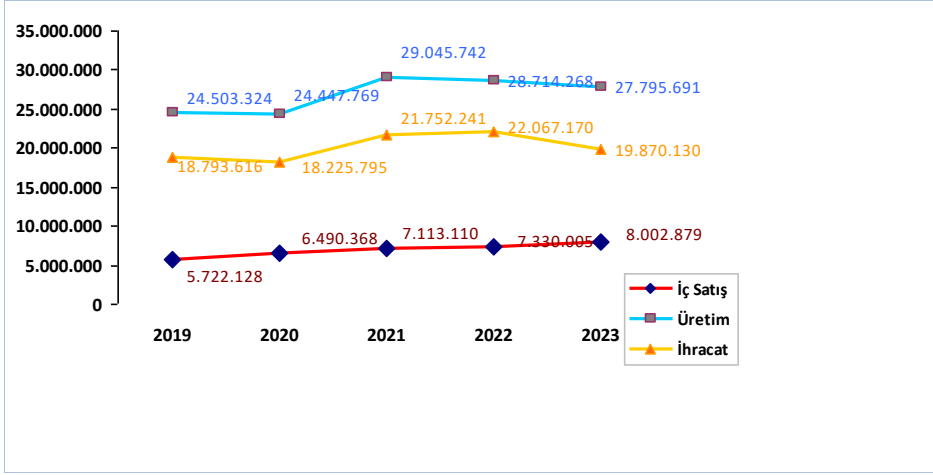
| Ara-21/22 | Oca-22/23 | Şub-22/23 | Mar-22/23 | Nis-22/23 | May-22/23 | Haz-22/23 | Tem-22/23 | Ağu-22/23 | Eyl-22/23 | Eki-22/23 | Kas-22/23 | Ara-22/23 | |
|------------|-----------|-----------|-----------|-----------|-----------|------------|------------|------------|------------|------------|------------|------------|------|
| 21.752.241 | 1.586.424 | 3.424.201 | 5.594.486 | 7.629.279 | 9.349.065 | 11.198.694 | 12.640.241 | 14.443.310 | 16.437.252 | 18.512.045 | 20.425.910 | 22.067.170 | 2022 |
| 22.067.170 | 1.443.371 | 3.030.250 | 4.869.793 | 5.838.988 | 8.236.129 | 9.856.189 | 11.329.407 | 12.975.250 | 14.624.841 | 16.554.266 | 18.259.991 | 19.870.130 | 2023 |
| %1 | -9% | -12% | -13% | -23% | -12% | -12% | -10% | -10% | -11% | -11% | -11% | -10% | |



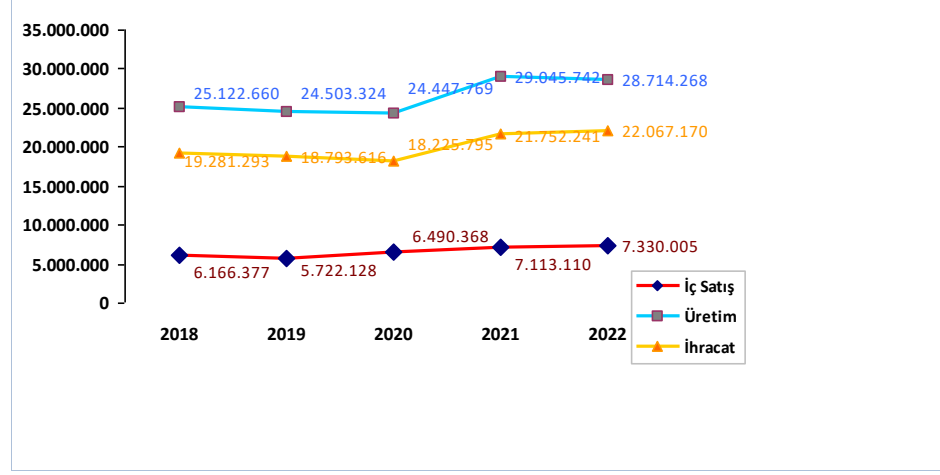
NOT: Dernek üyesi şirketlerin rakamlarıdır.

Son 5 Yılda Toplam Beyaz Eşya (4 Ana Ürünün Toplam İç Satış, Üretim ve İhracatı)

Ocak - Aralık 2020-2023



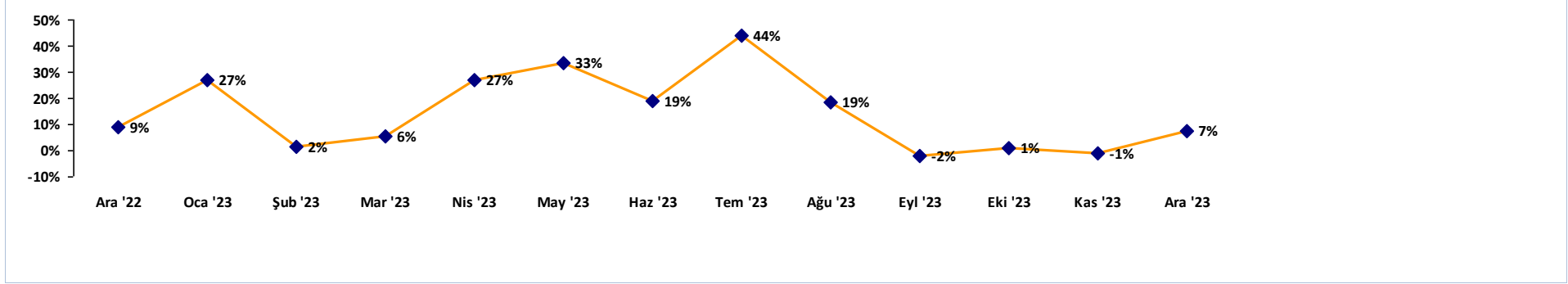
Ocak - Aralık 2019-2022



NOT: Dernek üyesi şirketlerin rakamlarıdır.

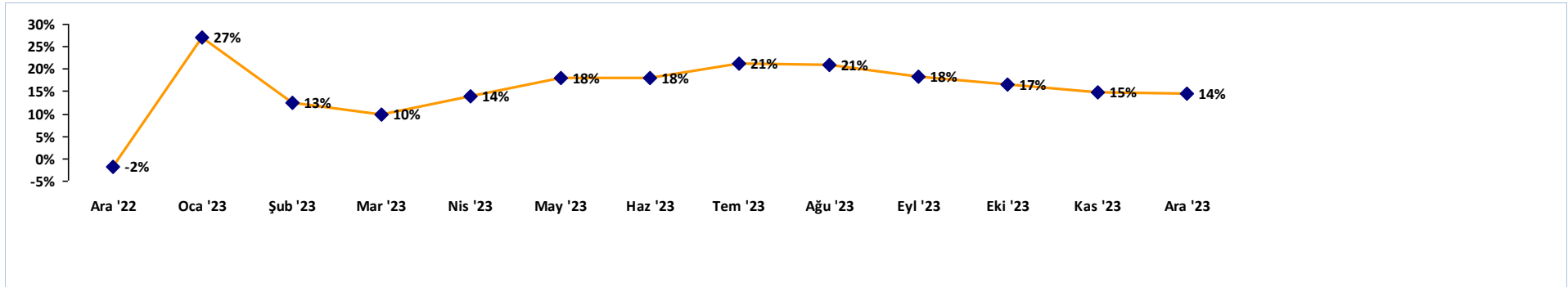
Toplam Beyaz Eşya (6 Ana Ürünün Toplam İç Satışı) - Aylık

| Ara-21/22 | Oca-22/23 | Şub-22/23 | Mar-22/23 | Nis-22/23 | May-22/23 | Haz-22/23 | Tem-22/23 | Ağu-22/23 | Eyl-22/23 | Eki-22/23 | Kas-22/23 | Ara-22/23 | |
|-----------|-----------|-----------|-----------|-----------|-----------|-----------|-----------|-----------|-----------|-----------|-----------|-----------|------|
| 531.244 | 561.442 | 735.488 | 829.991 | 661.671 | 706.928 | 759.664 | 615.625 | 718.679 | 769.236 | 650.952 | 750.726 | 577.737 | 2022 |
| 577.737 | 712.684 | 747.929 | 877.512 | 841.170 | 942.068 | 902.735 | 885.848 | 852.190 | 754.167 | 658.553 | 743.577 | 620.466 | 2023 |
| %9 | %27 | %2 | %6 | %27 | %33 | %19 | %44 | %19 | -%2 | %1 | -%1 | %7 | |



Toplam Beyaz Eşya (6 Ana Ürünün Toplam İç Satışı) - Kümülatif

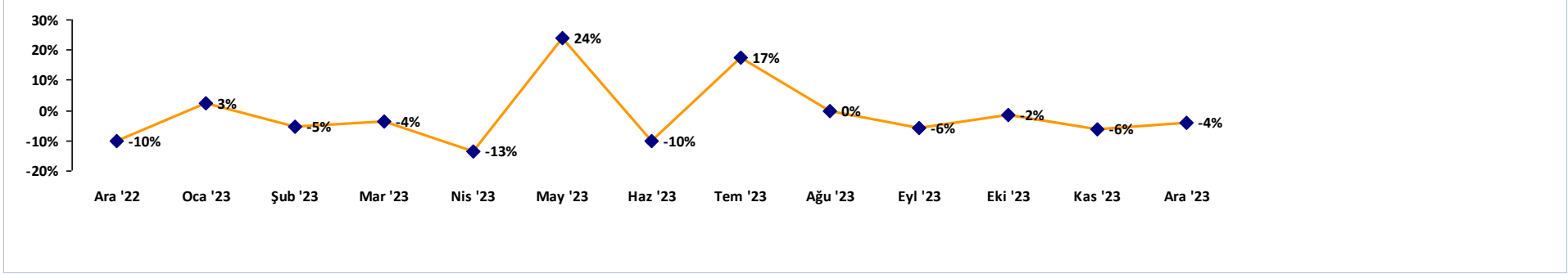
| Ara-21/22 | Oca-22/23 | Şub-22/23 | Mar-22/23 | Nis-22/23 | May-22/23 | Haz-22/23 | Tem-22/23 | Ağu-22/23 | Eyl-22/23 | Eki-22/23 | Kas-22/23 | Ara-22/23 | |
|-----------|-----------|-----------|-----------|-----------|-----------|-----------|-----------|-----------|-----------|-----------|-----------|-----------|------|
| 8.480.429 | 561.442 | 1.296.930 | 2.126.921 | 2.788.592 | 3.495.520 | 4.255.184 | 4.870.809 | 5.589.488 | 6.358.724 | 7.009.676 | 7.760.402 | 8.338.139 | 2022 |
| 8.338.139 | 712.684 | 1.460.613 | 2.338.125 | 3.179.295 | 4.121.363 | 5.024.098 | 5.909.946 | 6.762.136 | 7.516.303 | 8.174.856 | 8.918.433 | 9.538.899 | 2023 |
| -%2 | %27 | %13 | %10 | %14 | %18 | %18 | %21 | %21 | %18 | %17 | %15 | %14 | |



NOT: Dernek üyesi şirketlerin rakamlarıdır.

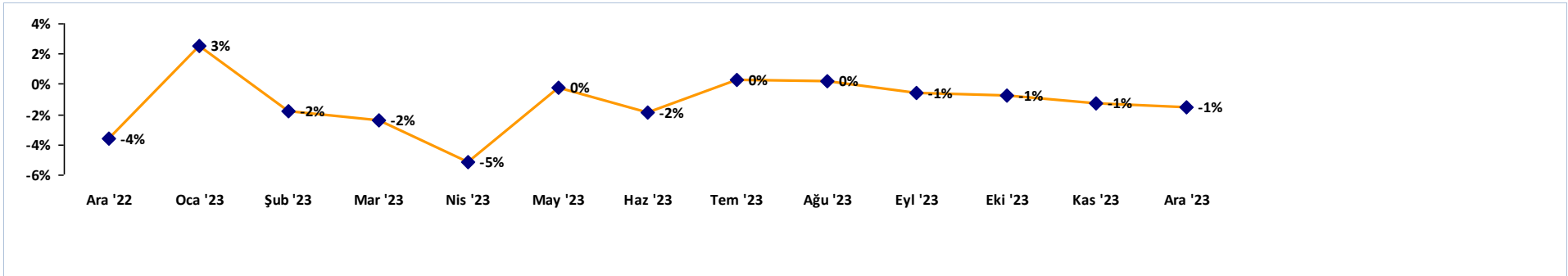
Toplam Beyaz Eşya (6 Ana Ürünün Toplam Üretimi) - Aylık

| Ara-21/22 | Oca-22/23 | Şub-22/23 | Mar-22/23 | Nis-22/23 | May-22/23 | Haz-22/23 | Tem-22/23 | Ağu-22/23 | Eyl-22/23 | Eki-22/23 | Kas-22/23 | Ara-22/23 | |
|-----------|-----------|-----------|-----------|-----------|-----------|-----------|-----------|-----------|-----------|-----------|-----------|-----------|------|
| 2.567.290 | 2.374.011 | 2.954.783 | 3.220.333 | 2.805.096 | 2.314.306 | 2.835.988 | 2.071.425 | 2.806.527 | 3.167.768 | 2.939.003 | 3.046.528 | 2.311.602 | 2022 |
| 2.311.602 | 2.434.596 | 2.801.734 | 3.106.484 | 2.427.190 | 2.869.974 | 2.553.394 | 2.430.593 | 2.797.464 | 2.984.475 | 2.889.748 | 2.852.168 | 2.213.654 | 2023 |
| -%10 | %3 | -%5 | -%4 | -%13 | %24 | -%10 | %17 | %0 | -%6 | -%2 | -%6 | -%4 | |



Toplam Beyaz Eşya (6 Ana Ürünün Toplam Üretimi) - Kümülatif

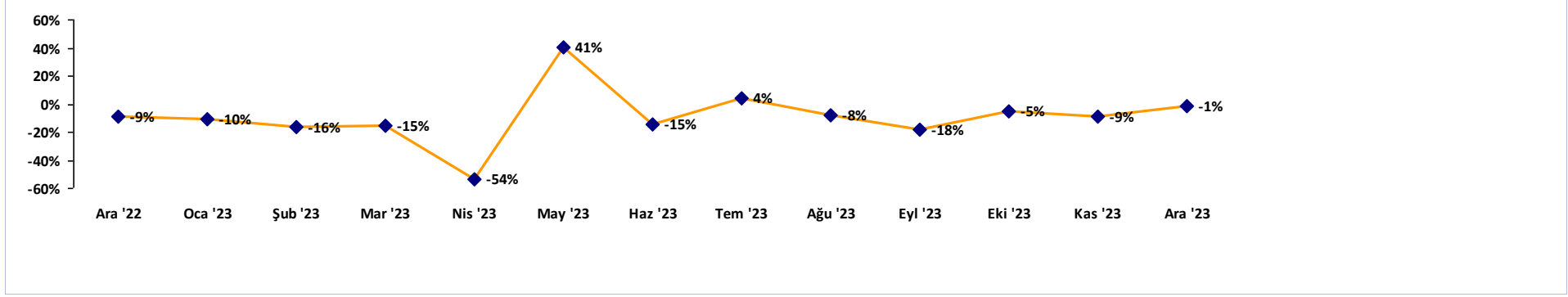
| Ara-21/22 | Oca-22/23 | Şub-22/23 | Mar-22/23 | Nis-22/23 | May-22/23 | Haz-22/23 | Tem-22/23 | Ağu-22/23 | Eyl-22/23 | Eki-22/23 | Kas-22/23 | Ara-22/23 | |
|------------|-----------|-----------|-----------|------------|------------|------------|------------|------------|------------|------------|------------|------------|------|
| 34.080.409 | 2.374.011 | 5.328.794 | 8.549.127 | 11.354.223 | 13.668.529 | 16.504.517 | 18.575.942 | 21.382.469 | 24.550.237 | 27.489.240 | 30.535.768 | 32.847.370 | 2022 |
| 32.847.370 | 2.434.596 | 5.236.330 | 8.342.814 | 10.770.004 | 13.639.978 | 16.193.372 | 18.623.965 | 21.421.429 | 24.405.904 | 27.295.652 | 30.147.820 | 32.361.474 | 2023 |
| -%4 | %3 | -%2 | -%2 | -%5 | %0 | -%2 | %0 | %0 | -%1 | -%1 | -%1 | -%1 | |



NOT: Dernek üyesi şirketlerin rakamlarıdır.

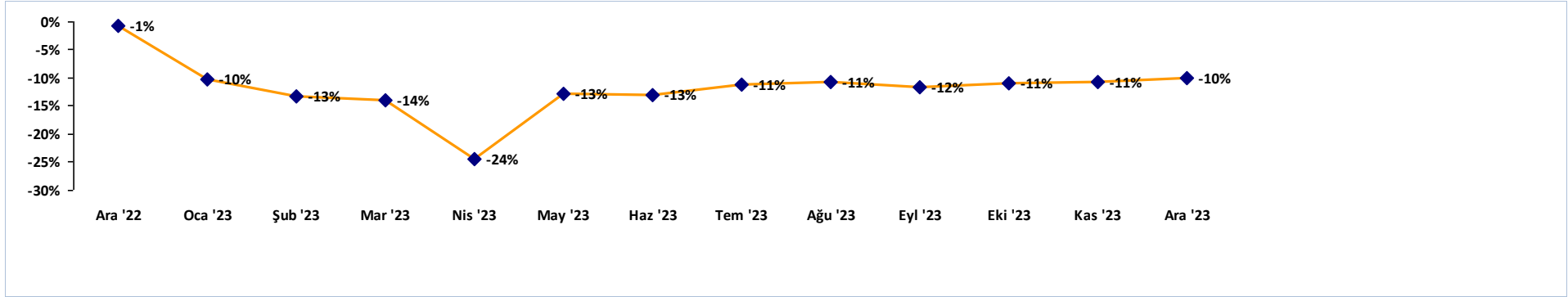
Toplam Beyaz Eşya (6 Ana Ürünün Toplam İhracatı) - Aylık

| Ara-21/22 | Oca-22/23 | Şub-22/23 | Mar-22/23 | Nis-22/23 | May-22/23 | Haz-22/23 | Tem-22/23 | Ağu-22/23 | Eyl-22/23 | Eki-22/23 | Kas-22/23 | Ara-22/23 | |
|-----------|-----------|-----------|-----------|-----------|-----------|-----------|-----------|-----------|-----------|-----------|-----------|-----------|------|
| 2.158.243 | 1.889.387 | 2.199.915 | 2.472.273 | 2.301.010 | 1.922.138 | 2.100.172 | 1.605.455 | 2.103.439 | 2.426.376 | 2.470.030 | 2.315.202 | 1.967.223 | 2022 |
| 1.967.223 | 1.694.464 | 1.851.920 | 2.093.605 | 1.059.895 | 2.703.382 | 1.794.174 | 1.669.909 | 1.934.917 | 1.993.946 | 2.350.487 | 2.104.130 | 1.939.460 | 2023 |
| -9% | -10% | -16% | -15% | -54% | 41% | -15% | 4% | -8% | -18% | -5% | -9% | -1% | |



Toplam Beyaz Eşya (6 Ana Ürünün Toplam İhracatı) - Kümülatif

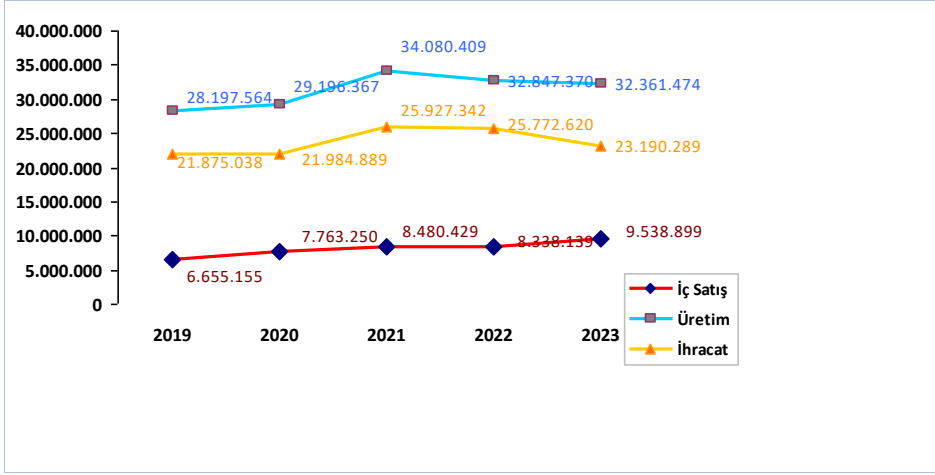
| Ara-21/22 | Oca-22/23 | Şub-22/23 | Mar-22/23 | Nis-22/23 | May-22/23 | Haz-22/23 | Tem-22/23 | Ağu-22/23 | Eyl-22/23 | Eki-22/23 | Kas-22/23 | Ara-22/23 | |
|------------|-----------|-----------|-----------|-----------|------------|------------|------------|------------|------------|------------|------------|------------|------|
| 25.927.342 | 1.889.387 | 4.089.302 | 6.561.575 | 8.862.585 | 10.784.723 | 12.884.895 | 14.490.350 | 16.593.789 | 19.020.165 | 21.490.195 | 23.805.397 | 25.772.620 | 2022 |
| 25.772.620 | 1.694.464 | 3.546.384 | 5.639.989 | 6.699.884 | 9.403.266 | 11.197.440 | 12.867.349 | 14.802.266 | 16.796.212 | 19.146.699 | 21.250.829 | 23.190.289 | 2023 |
| -1% | -10% | -13% | -14% | -24% | -13% | -13% | -11% | -11% | -12% | -11% | -11% | -10% | |



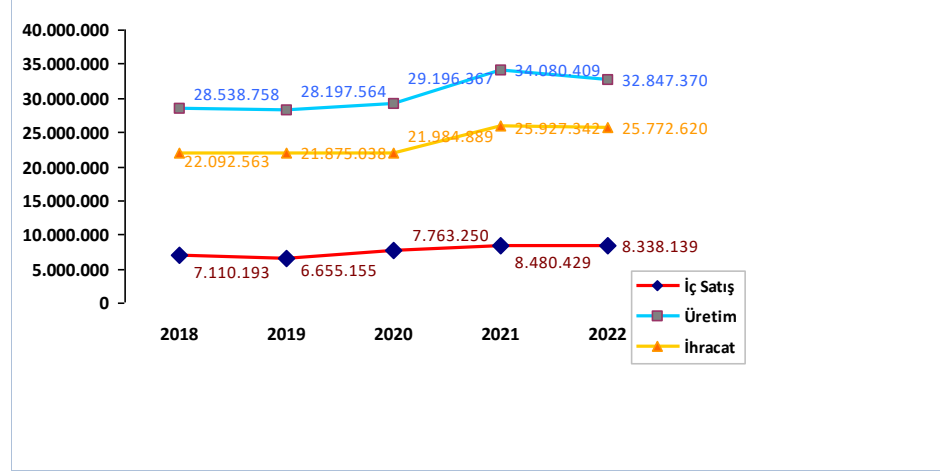
NOT: Dernek üyesi şirketlerin rakamlarıdır.

Son 5 Yılda Toplam Beyaz Eşya (6 Ana Ürünün Toplam İç Satış, Üretim ve İhracatı)

Ocak - Aralık 2020-2023



Ocak - Aralık 2019-2022

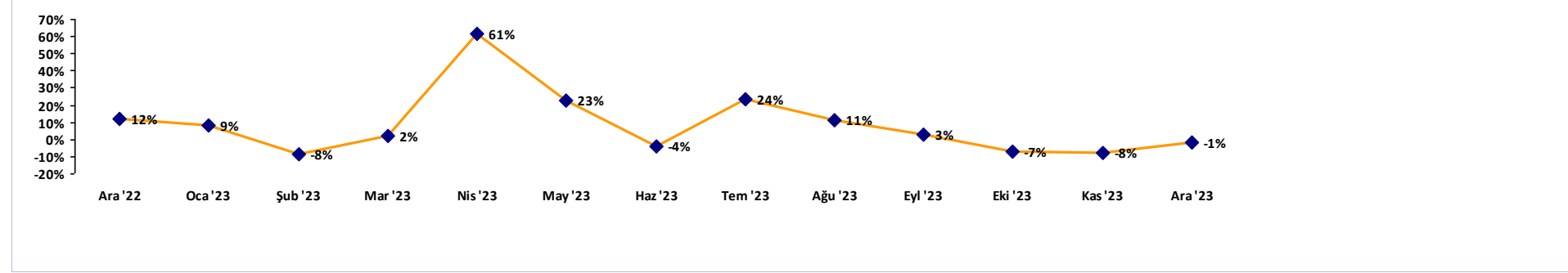


NOT: Dernek üyesi şirketlerin rakamlarıdır.



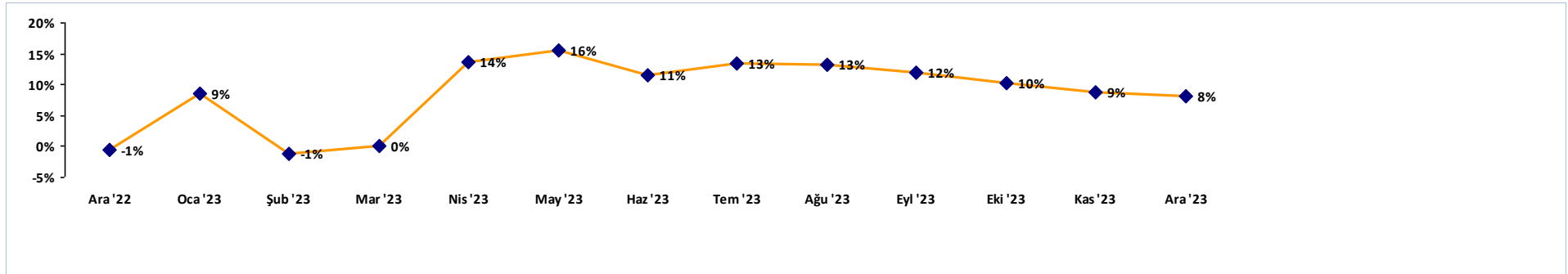
Buzdolabı (İç Satış) - Aylık

| Ara-21/22 | Oca-22/23 | Şub-22/23 | Mar-22/23 | Nis-22/23 | May-22/23 | Haz-22/23 | Tem-22/23 | Ağu-22/23 | Eyl-22/23 | Eki-22/23 | Kas-22/23 | Ara-22/23 |
|-----------|-----------|-----------|-----------|-----------|-----------|-----------|-----------|-----------|-----------|-----------|-----------|-----------|
| 123.473 | 138.800 | 186.222 | 212.774 | 153.241 | 191.614 | 241.419 | 218.795 | 204.531 | 200.358 | 169.650 | 178.305 | 138.692 |
| 138.692 | 150.687 | 170.460 | 217.590 | 247.071 | 234.854 | 232.253 | 270.536 | 226.997 | 205.470 | 157.784 | 164.602 | 136.732 |
| %12 | %9 | -%8 | %2 | %61 | %23 | -%4 | %24 | %11 | %3 | -%7 | -%8 | -%1 |



Buzdolabı (İç Satış) - Kümülatif

| Ara-21/22 | Oca-22/23 | Şub-22/23 | Mar-22/23 | Nis-22/23 | May-22/23 | Haz-22/23 | Tem-22/23 | Ağu-22/23 | Eyl-22/23 | Eki-22/23 | Kas-22/23 | Ara-22/23 |
|-----------|-----------|-----------|-----------|-----------|-----------|-----------|-----------|-----------|-----------|-----------|-----------|-----------|
| 2.248.051 | 138.800 | 325.022 | 537.796 | 691.037 | 882.651 | 1.124.070 | 1.342.865 | 1.547.396 | 1.747.754 | 1.917.404 | 2.095.709 | 2.234.401 |
| 2.234.401 | 150.687 | 321.147 | 538.737 | 785.808 | 1.020.662 | 1.252.915 | 1.523.451 | 1.750.448 | 1.955.918 | 2.113.702 | 2.278.304 | 2.415.036 |
| -%1 | %9 | -%1 | %0 | %14 | %16 | %11 | %13 | %13 | %12 | %10 | %9 | %8 |

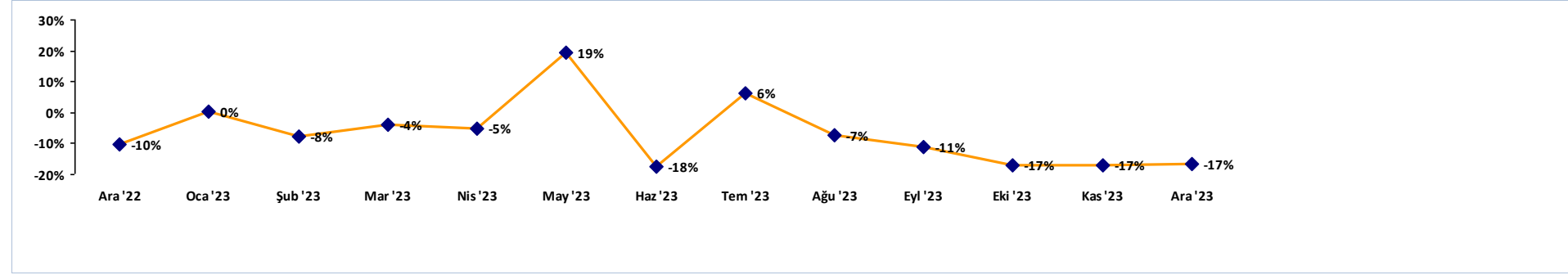


NOT: Dernek üyesi şirketlerin rakamlarıdır.



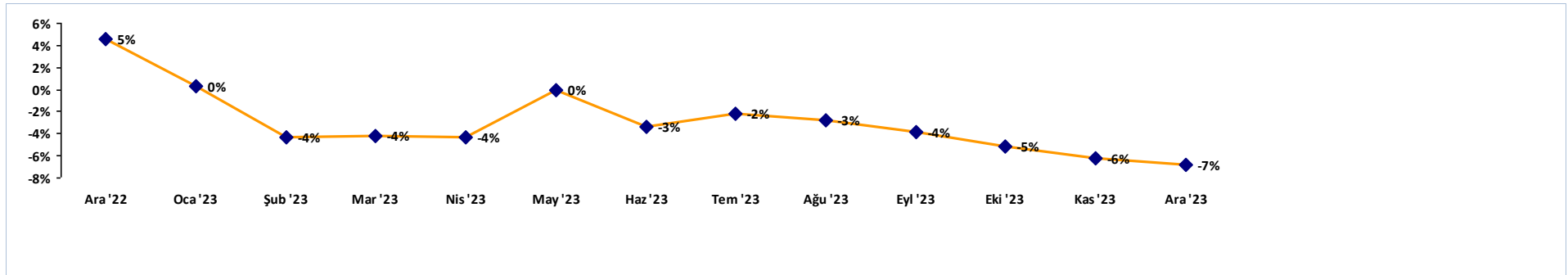
Buzdolabı (Üretim) - Aylık

| Ara-21/22 | Oca-22/23 | Şub-22/23 | Mar-22/23 | Nis-22/23 | May-22/23 | Haz-22/23 | Tem-22/23 | Ağu-22/23 | Eyl-22/23 | Eki-22/23 | Kas-22/23 | Ara-22/23 |
|-----------|-----------|-----------|-----------|-----------|-----------|-----------|-----------|-----------|-----------|-----------|-----------|-----------|
| 556.851 | 534.182 | 727.278 | 817.509 | 693.930 | 616.585 | 805.500 | 649.531 | 737.816 | 755.416 | 727.335 | 717.887 | 500.369 |
| 500.369 | 535.742 | 671.655 | 785.267 | 659.520 | 735.348 | 664.460 | 688.957 | 684.665 | 671.648 | 604.597 | 596.355 | 417.605 |
| -%10 | %0 | -%8 | -%4 | -%5 | %19 | -%18 | %6 | -%7 | -%11 | -%17 | -%17 | -%17 |



Buzdolabı (Üretim) - Kümülatif

| Ara-21/22 | Oca-22/23 | Şub-22/23 | Mar-22/23 | Nis-22/23 | May-22/23 | Haz-22/23 | Tem-22/23 | Ağu-22/23 | Eyl-22/23 | Eki-22/23 | Kas-22/23 | Ara-22/23 |
|-----------|-----------|-----------|-----------|-----------|-----------|-----------|-----------|-----------|-----------|-----------|-----------|-----------|
| 7.922.395 | 534.182 | 1.261.460 | 2.078.969 | 2.772.899 | 3.389.484 | 4.194.984 | 4.844.515 | 5.582.331 | 6.337.747 | 7.065.082 | 7.782.969 | 8.283.338 |
| 8.283.338 | 535.742 | 1.207.397 | 1.992.664 | 2.652.184 | 3.387.532 | 4.051.992 | 4.740.949 | 5.425.614 | 6.097.262 | 6.701.859 | 7.298.214 | 7.715.819 |
| %5 | %0 | -%4 | -%4 | -%4 | %0 | -%3 | -%2 | -%3 | -%4 | -%5 | -%6 | -%7 |

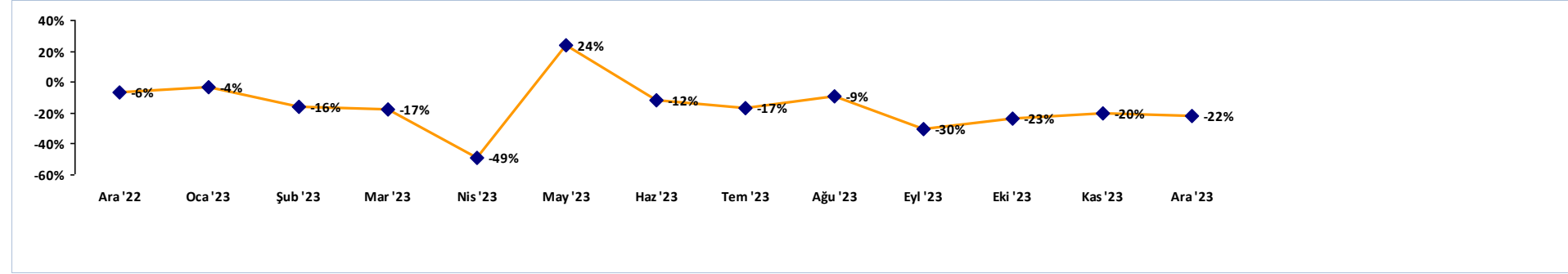


NOT: Dernek üyesi şirketlerin rakamlarıdır.



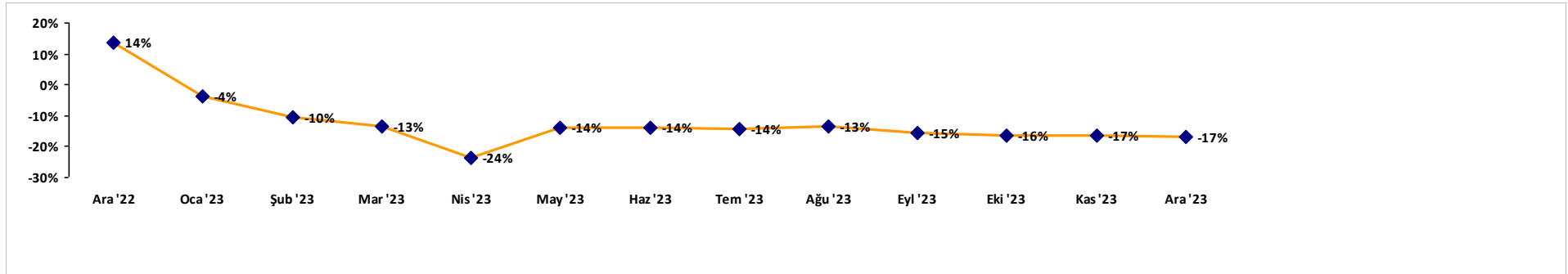
Buzdolabı (İhracat) - Aylık

| Ara-21/22 | Oca-22/23 | Şub-22/23 | Mar-22/23 | Nis-22/23 | May-22/23 | Haz-22/23 | Tem-22/23 | Ağu-22/23 | Eyl-22/23 | Eki-22/23 | Kas-22/23 | Ara-22/23 |
|-----------|-----------|-----------|-----------|-----------|-----------|-----------|-----------|-----------|-----------|-----------|-----------|-----------|
| 490.670 | 389.325 | 488.292 | 628.483 | 597.111 | 520.430 | 530.525 | 489.617 | 530.791 | 547.251 | 595.829 | 489.738 | 459.122 |
| 459.122 | 375.238 | 410.505 | 519.393 | 302.218 | 646.615 | 466.870 | 407.913 | 482.284 | 382.827 | 456.170 | 391.375 | 358.699 |
| -%6 | -%4 | -%16 | -%17 | -%49 | %24 | -%12 | -%17 | -%9 | -%30 | -%23 | -%20 | -%22 |



Buzdolabı (İhracat) - Kümülatif

| Ara-21/22 | Oca-22/23 | Şub-22/23 | Mar-22/23 | Nis-22/23 | May-22/23 | Haz-22/23 | Tem-22/23 | Ağu-22/23 | Eyl-22/23 | Eki-22/23 | Kas-22/23 | Ara-22/23 |
|-----------|-----------|-----------|-----------|-----------|-----------|-----------|-----------|-----------|-----------|-----------|-----------|-----------|
| 5.516.079 | 389.325 | 877.617 | 1.506.100 | 2.103.211 | 2.623.641 | 3.154.166 | 3.643.783 | 4.174.574 | 4.721.825 | 5.317.654 | 5.807.392 | 6.266.514 |
| 6.266.514 | 375.238 | 785.743 | 1.305.136 | 1.607.354 | 2.253.969 | 2.720.839 | 3.128.752 | 3.611.036 | 3.993.863 | 4.450.033 | 4.841.408 | 5.200.107 |
| %14 | -%4 | -%10 | -%13 | -%24 | -%14 | -%14 | -%14 | -%13 | -%15 | -%16 | -%17 | -%17 |

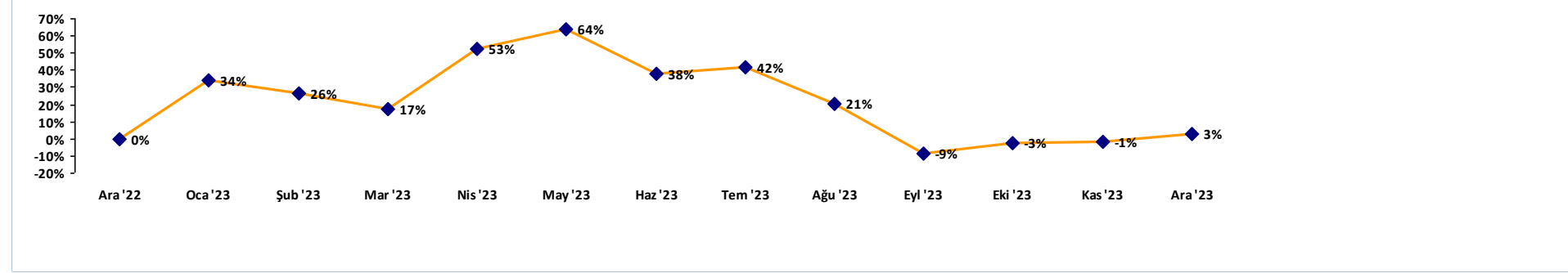


NOT: Dernek üyesi şirketlerin rakamlarıdır.



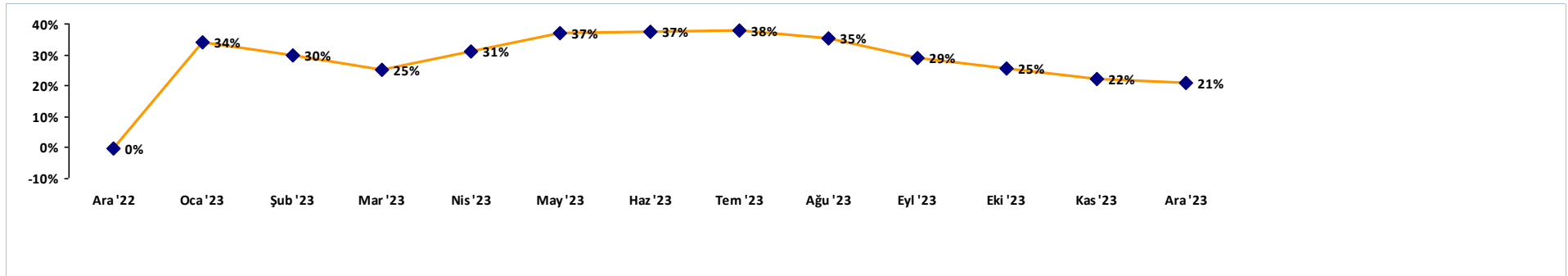
Çam. Mak. (İç Satış) - Aylık

| Ara-21/22 | Oca-22/23 | Şub-22/23 | Mar-22/23 | Nis-22/23 | May-22/23 | Haz-22/23 | Tem-22/23 | Ağu-22/23 | Eyl-22/23 | Eki-22/23 | Kas-22/23 | Ara-22/23 |
|-----------|-----------|-----------|-----------|-----------|-----------|-----------|-----------|-----------|-----------|-----------|-----------|-----------|
| 163.568 | 157.771 | 174.411 | 196.939 | 146.381 | 154.989 | 168.182 | 141.306 | 195.319 | 226.634 | 190.741 | 226.085 | 163.113 |
| 163.113 | 211.206 | 220.182 | 230.833 | 223.508 | 254.015 | 232.020 | 199.962 | 235.455 | 206.862 | 185.334 | 222.913 | 167.818 |
| %0 | %34 | %26 | %17 | %53 | %64 | %38 | %42 | %21 | -%9 | -%3 | -%1 | %3 |



Çam. Mak. (İç Satış) - Kümülatif

| Ara-21/22 | Oca-22/23 | Şub-22/23 | Mar-22/23 | Nis-22/23 | May-22/23 | Haz-22/23 | Tem-22/23 | Ağu-22/23 | Eyl-22/23 | Eki-22/23 | Kas-22/23 | Ara-22/23 |
|-----------|-----------|-----------|-----------|-----------|-----------|-----------|-----------|-----------|-----------|-----------|-----------|-----------|
| 2.149.938 | 157.771 | 332.182 | 529.121 | 675.502 | 830.491 | 998.673 | 1.139.979 | 1.335.298 | 1.561.932 | 1.752.673 | 1.978.758 | 2.141.871 |
| 2.141.871 | 211.206 | 431.388 | 662.221 | 885.729 | 1.139.744 | 1.371.764 | 1.571.726 | 1.807.181 | 2.014.043 | 2.199.377 | 2.422.290 | 2.590.108 |
| %0 | %34 | %30 | %25 | %31 | %37 | %37 | %38 | %35 | %29 | %25 | %22 | %21 |

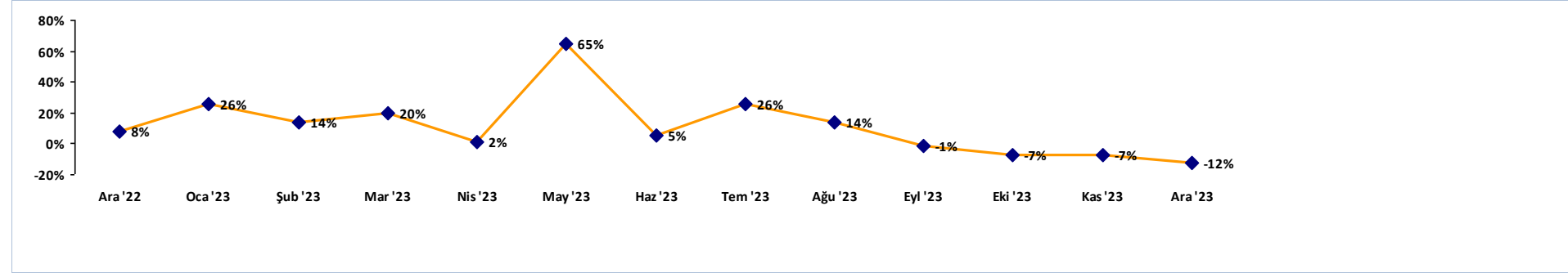


NOT: Dernek üyesi şirketlerin rakamlarıdır.



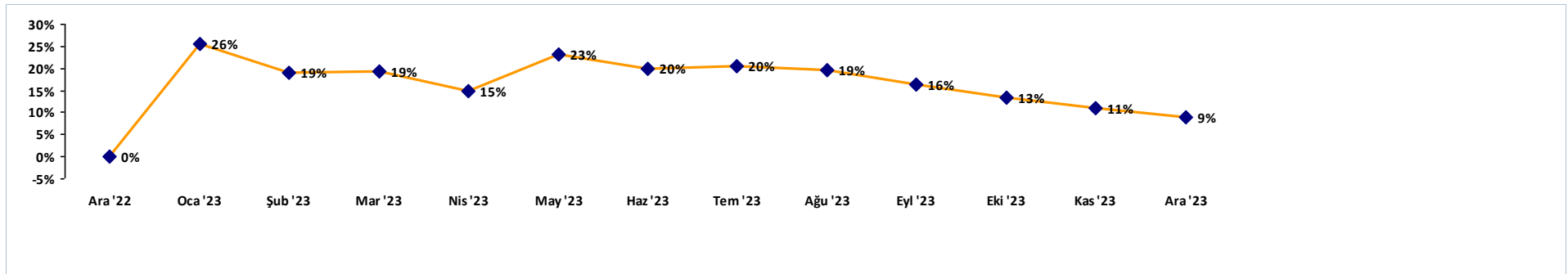
Çam. Mak. (Üretim) - Aylık

| Ara-21/22 | Oca-22/23 | Şub-22/23 | Mar-22/23 | Nis-22/23 | May-22/23 | Haz-22/23 | Tem-22/23 | Ağu-22/23 | Eyl-22/23 | Eki-22/23 | Kas-22/23 | Ara-22/23 |
|-----------|-----------|-----------|-----------|-----------|-----------|-----------|-----------|-----------|-----------|-----------|-----------|-----------|
| 595.681 | 504.223 | 629.008 | 677.206 | 596.958 | 465.923 | 632.914 | 445.948 | 664.357 | 781.152 | 804.287 | 814.957 | 643.741 |
| 643.741 | 633.094 | 716.397 | 811.142 | 606.251 | 768.916 | 665.211 | 560.603 | 754.573 | 771.418 | 749.058 | 754.223 | 564.703 |
| %8 | %26 | %14 | %20 | %2 | %65 | %5 | %26 | %14 | -%1 | -%7 | -%7 | -%12 |



Çam. Mak. (Üretim) - Kümülatif

| Ara-21/22 | Oca-22/23 | Şub-22/23 | Mar-22/23 | Nis-22/23 | May-22/23 | Haz-22/23 | Tem-22/23 | Ağu-22/23 | Eyl-22/23 | Eki-22/23 | Kas-22/23 | Ara-22/23 |
|-----------|-----------|-----------|-----------|-----------|-----------|-----------|-----------|-----------|-----------|-----------|-----------|-----------|
| 7.667.387 | 504.223 | 1.133.231 | 1.810.437 | 2.407.395 | 2.873.318 | 3.506.232 | 3.952.180 | 4.616.537 | 5.397.689 | 6.201.976 | 7.016.933 | 7.660.674 |
| 7.660.674 | 633.094 | 1.349.491 | 2.160.633 | 2.766.884 | 3.535.800 | 4.201.011 | 4.761.614 | 5.516.187 | 6.287.605 | 7.036.663 | 7.790.886 | 8.355.589 |
| %0 | %26 | %19 | %19 | %15 | %23 | %20 | %20 | %19 | %16 | %13 | %11 | %9 |

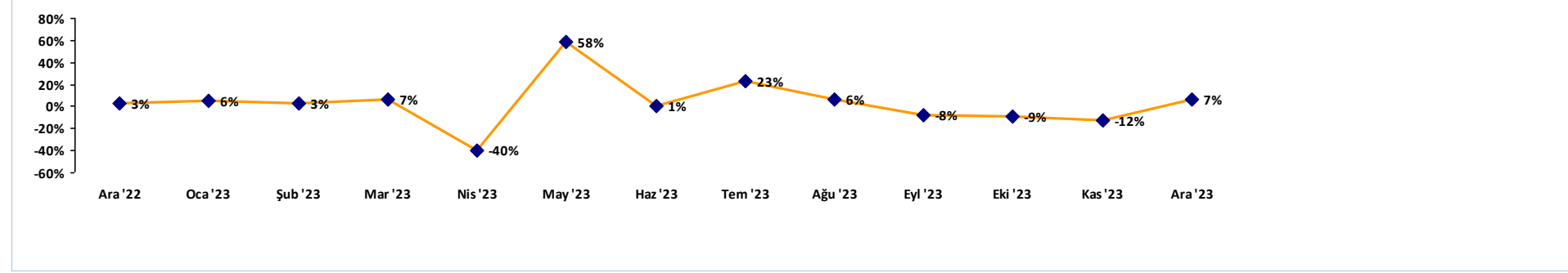


NOT: Dernek üyesi şirketlerin rakamlarıdır.



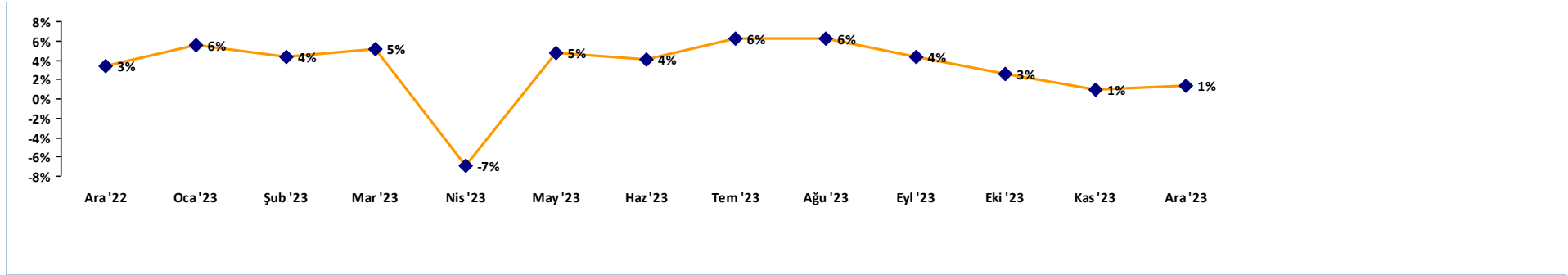
Çam. Mak. (İhracat) - Aylık

| Ara-21/22 | Oca-22/23 | Şub-22/23 | Mar-22/23 | Nis-22/23 | May-22/23 | Haz-22/23 | Tem-22/23 | Ağu-22/23 | Eyl-22/23 | Eki-22/23 | Kas-22/23 | Ara-22/23 |
|-----------|-----------|-----------|-----------|-----------|-----------|-----------|-----------|-----------|-----------|-----------|-----------|-----------|
| 449.255 | 408.740 | 454.208 | 517.779 | 499.895 | 408.254 | 447.130 | 350.048 | 476.342 | 565.488 | 625.719 | 587.529 | 464.299 |
| 464.299 | 431.258 | 468.827 | 552.441 | 298.566 | 645.282 | 451.281 | 431.377 | 506.401 | 522.132 | 569.212 | 515.374 | 495.308 |
| %3 | %6 | %3 | %7 | -%40 | %58 | %1 | %23 | %6 | -%8 | -%9 | -%12 | %7 |



Çam. Mak. (İhracat) - Kümülatif

| Ara-21/22 | Oca-22/23 | Şub-22/23 | Mar-22/23 | Nis-22/23 | May-22/23 | Haz-22/23 | Tem-22/23 | Ağu-22/23 | Eyl-22/23 | Eki-22/23 | Kas-22/23 | Ara-22/23 |
|-----------|-----------|-----------|-----------|-----------|-----------|-----------|-----------|-----------|-----------|-----------|-----------|-----------|
| 5.616.440 | 408.740 | 862.948 | 1.380.727 | 1.880.622 | 2.288.876 | 2.736.006 | 3.086.054 | 3.562.396 | 4.127.884 | 4.753.603 | 5.341.132 | 5.805.431 |
| 5.805.431 | 431.258 | 900.085 | 1.452.526 | 1.751.092 | 2.396.374 | 2.847.655 | 3.279.032 | 3.785.433 | 4.307.565 | 4.876.777 | 5.392.151 | 5.887.459 |
| %3 | %6 | %4 | %5 | -%7 | %5 | %4 | %6 | %6 | %4 | %3 | %1 | %1 |

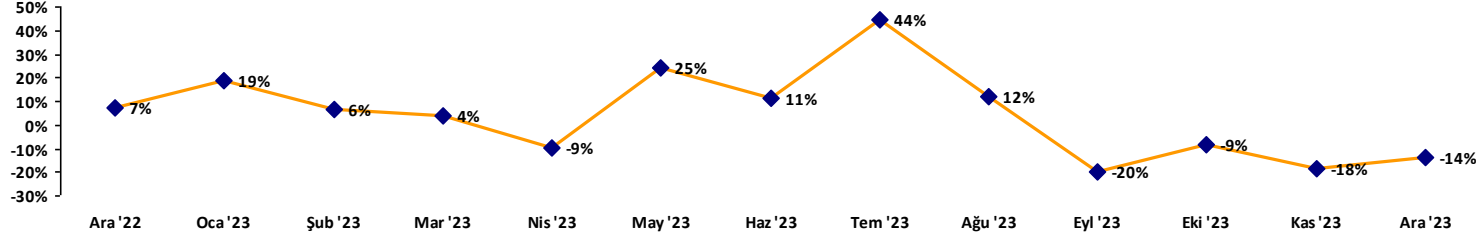


NOT: Dernek üyesi şirketlerin rakamlarıdır.



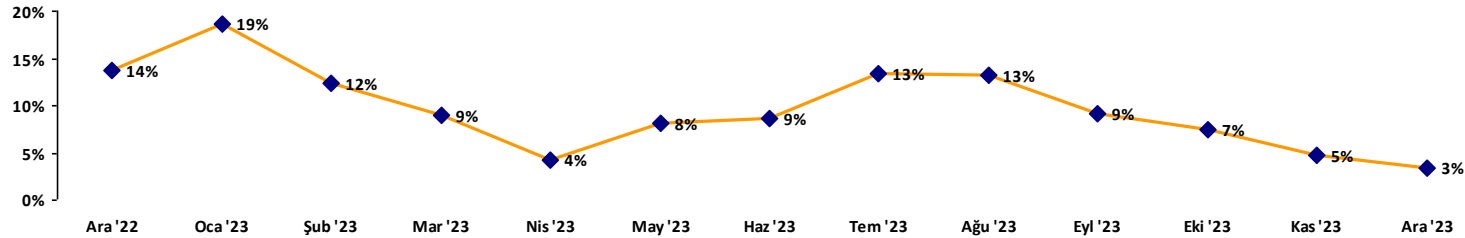
Bulaşık Mak. (İç Satış) - Aylık

| Ara-21/22 | Oca-22/23 | Şub-22/23 | Mar-22/23 | Nis-22/23 | May-22/23 | Haz-22/23 | Tem-22/23 | Ağu-22/23 | Eyl-22/23 | Eki-22/23 | Kas-22/23 | Ara-22/23 |
|-----------|-----------|-----------|-----------|-----------|-----------|-----------|-----------|-----------|-----------|-----------|-----------|-----------|
| 125.191 | 133.403 | 137.118 | 183.367 | 157.559 | 148.072 | 171.077 | 141.359 | 161.226 | 178.070 | 143.960 | 178.493 | 134.545 |
| 134.545 | 158.272 | 145.791 | 190.363 | 142.684 | 184.369 | 190.261 | 203.942 | 181.027 | 142.952 | 131.709 | 145.625 | 116.051 |
| %7 | %19 | %6 | %4 | -%9 | %25 | %11 | %44 | %12 | -%20 | -%9 | -%18 | -%14 |



Bulaşık Mak. (İç Satış) - Kümülatif

| Ara-21/22 | Oca-22/23 | Şub-22/23 | Mar-22/23 | Nis-22/23 | May-22/23 | Haz-22/23 | Tem-22/23 | Ağu-22/23 | Eyl-22/23 | Eki-22/23 | Kas-22/23 | Ara-22/23 |
|-----------|-----------|-----------|-----------|-----------|-----------|-----------|-----------|-----------|-----------|-----------|-----------|-----------|
| 1.643.820 | 133.403 | 270.521 | 453.888 | 611.447 | 759.519 | 930.596 | 1.071.955 | 1.233.181 | 1.411.251 | 1.555.211 | 1.733.704 | 1.868.249 |
| 1.868.249 | 158.272 | 304.063 | 494.426 | 637.110 | 821.479 | 1.011.740 | 1.215.682 | 1.396.709 | 1.539.661 | 1.671.370 | 1.816.995 | 1.933.046 |
| %14 | %19 | %12 | %9 | %4 | %8 | %9 | %13 | %13 | %9 | %7 | %5 | %3 |

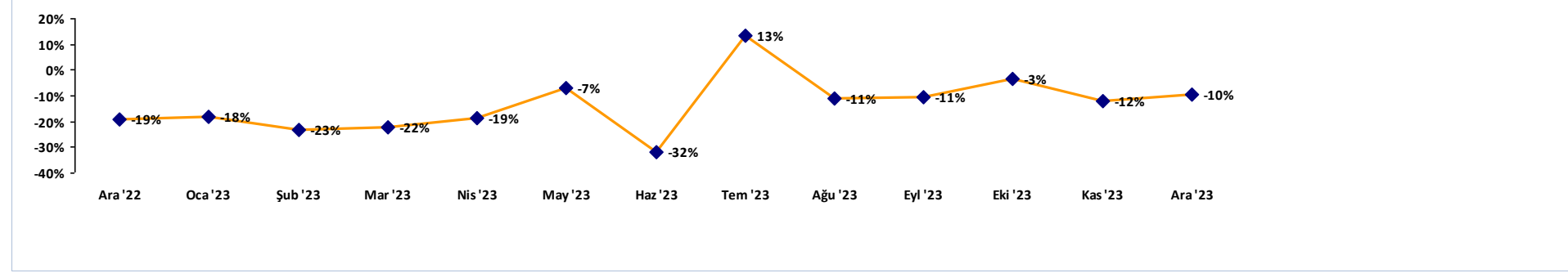


NOT: Dernek üyesi şirketlerin rakamlarıdır.



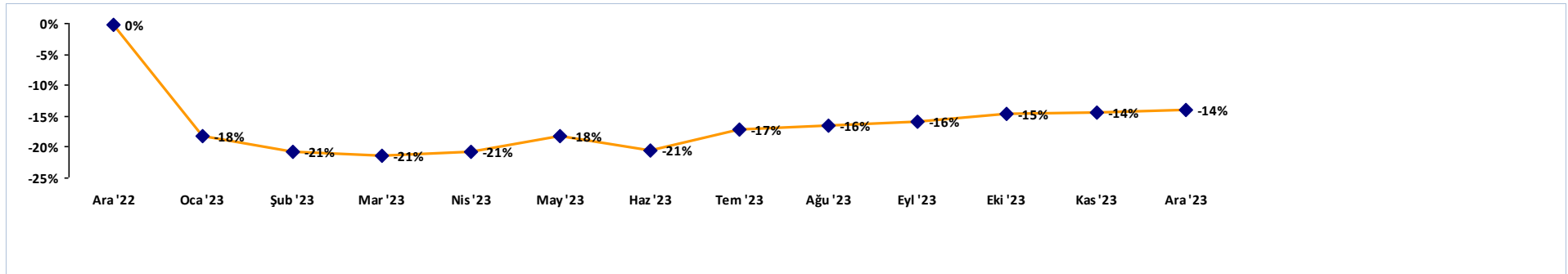
Bulaşık Mak. (Üretim) - Aylık

| Ara-21/22 | Oca-22/23 | Şub-22/23 | Mar-22/23 | Nis-22/23 | May-22/23 | Haz-22/23 | Tem-22/23 | Ağu-22/23 | Eyl-22/23 | Eki-22/23 | Kas-22/23 | Ara-22/23 |
|-----------|-----------|-----------|-----------|-----------|-----------|-----------|-----------|-----------|-----------|-----------|-----------|-----------|
| 562.007 | 537.374 | 618.396 | 706.662 | 663.278 | 557.343 | 636.799 | 416.598 | 527.818 | 603.341 | 540.993 | 594.943 | 454.572 |
| 454.572 | 439.878 | 475.559 | 548.385 | 540.134 | 517.356 | 433.614 | 471.834 | 469.507 | 539.224 | 523.499 | 524.098 | 410.559 |
| -%19 | -%18 | -%23 | -%22 | -%19 | -%7 | -%32 | %13 | -%11 | -%11 | -%3 | -%12 | -%10 |



Bulaşık Mak. (Üretim) - Kümülatif

| Ara-21/22 | Oca-22/23 | Şub-22/23 | Mar-22/23 | Nis-22/23 | May-22/23 | Haz-22/23 | Tem-22/23 | Ağu-22/23 | Eyl-22/23 | Eki-22/23 | Kas-22/23 | Ara-22/23 |
|-----------|-----------|-----------|-----------|-----------|-----------|-----------|-----------|-----------|-----------|-----------|-----------|-----------|
| 6.867.756 | 537.374 | 1.155.770 | 1.862.432 | 2.525.710 | 3.083.053 | 3.719.852 | 4.136.450 | 4.664.268 | 5.267.609 | 5.808.602 | 6.403.545 | 6.858.117 |
| 6.858.117 | 439.878 | 915.437 | 1.463.822 | 2.003.956 | 2.521.312 | 2.954.926 | 3.426.760 | 3.896.267 | 4.435.491 | 4.958.990 | 5.483.088 | 5.893.647 |
| %0 | -%18 | -%21 | -%21 | -%21 | -%18 | -%21 | -%17 | -%16 | -%16 | -%15 | -%14 | -%14 |

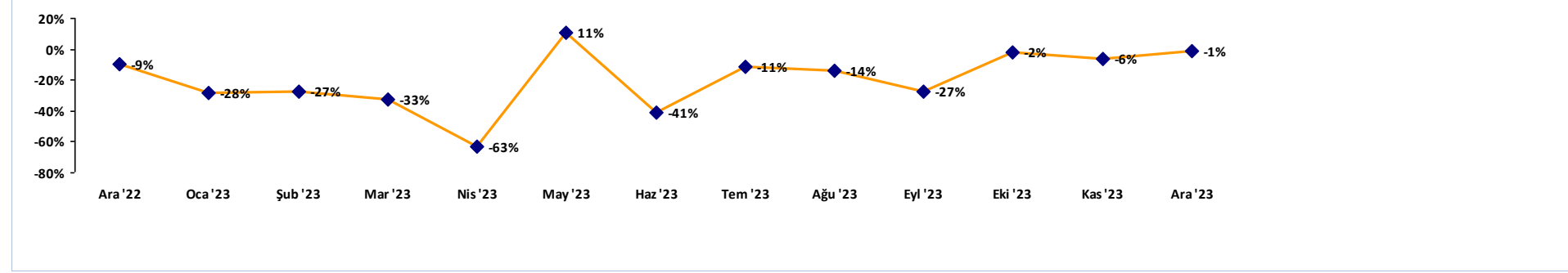


NOT: Dernek üyesi şirketlerin rakamlarıdır.



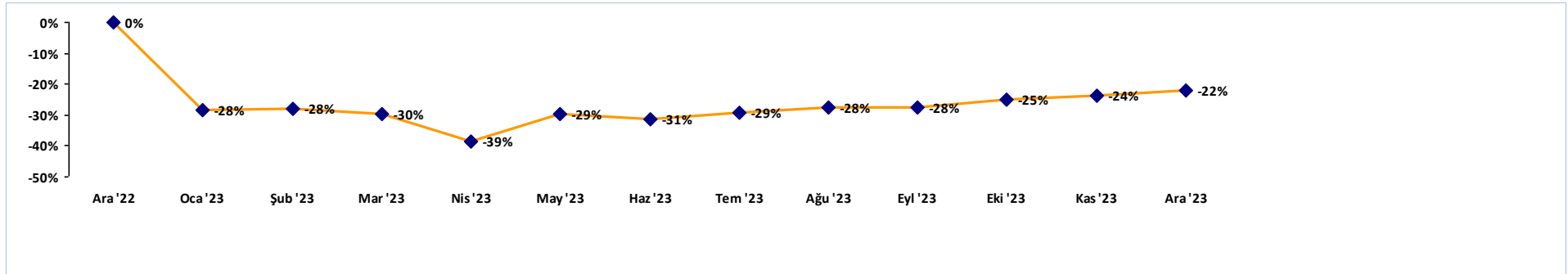
Bulaşık Mak. (İhracat) - Aylık

| Ara-21/22 | Oca-22/23 | Şub-22/23 | Mar-22/23 | Nis-22/23 | May-22/23 | Haz-22/23 | Tem-22/23 | Ağu-22/23 | Eyl-22/23 | Eki-22/23 | Kas-22/23 | Ara-22/23 |
|-----------|-----------|-----------|-----------|-----------|-----------|-----------|-----------|-----------|-----------|-----------|-----------|-----------|
| 404.188 | 422.096 | 449.627 | 524.242 | 503.489 | 427.949 | 490.152 | 318.722 | 370.261 | 428.959 | 429.413 | 404.657 | 366.837 |
| 366.837 | 302.481 | 327.123 | 352.686 | 185.048 | 474.628 | 289.276 | 283.590 | 318.997 | 311.653 | 419.051 | 378.829 | 363.502 |
| -9% | -28% | -27% | -33% | -63% | 11% | -41% | -11% | -14% | -27% | -2% | -6% | -1% |



Bulaşık Mak. (İhracat) - Kümülatif

| Ara-21/22 | Oca-22/23 | Şub-22/23 | Mar-22/23 | Nis-22/23 | May-22/23 | Haz-22/23 | Tem-22/23 | Ağu-22/23 | Eyl-22/23 | Eki-22/23 | Kas-22/23 | Ara-22/23 |
|-----------|-----------|-----------|-----------|-----------|-----------|-----------|-----------|-----------|-----------|-----------|-----------|-----------|
| 5.138.980 | 422.096 | 871.723 | 1.395.965 | 1.899.454 | 2.327.403 | 2.817.555 | 3.136.277 | 3.506.538 | 3.935.497 | 4.364.910 | 4.769.567 | 5.136.404 |
| 5.136.404 | 302.481 | 629.604 | 982.290 | 1.167.338 | 1.641.966 | 1.931.242 | 2.214.832 | 2.533.829 | 2.845.482 | 3.264.533 | 3.643.362 | 4.006.864 |
| %0 | -28% | -28% | -30% | -39% | -29% | -31% | -29% | -28% | -28% | -25% | -24% | -22% |

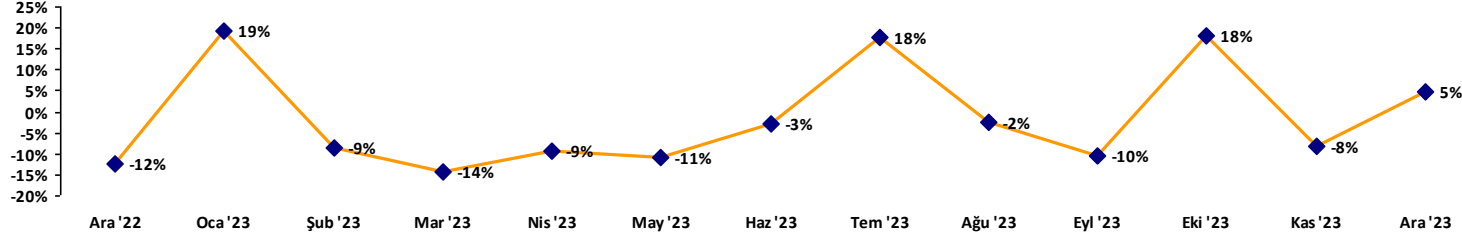


NOT: Dernek üyesi şirketlerin rakamlarıdır.



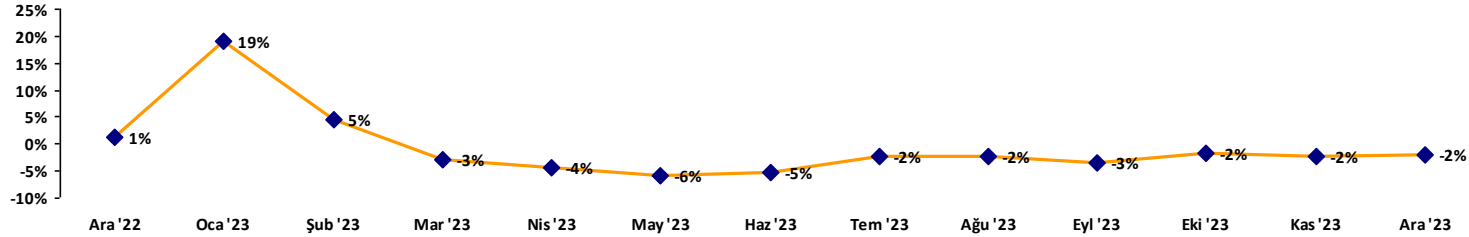
Fırın (İç Satış) - Aylık

| Ara-21/22 | Oca-22/23 | Şub-22/23 | Mar-22/23 | Nis-22/23 | May-22/23 | Haz-22/23 | Tem-22/23 | Ağu-22/23 | Eyl-22/23 | Eki-22/23 | Kas-22/23 | Ara-22/23 |
|-----------|-----------|-----------|-----------|-----------|-----------|-----------|-----------|-----------|-----------|-----------|-----------|-----------|
| 85.973 | 78.389 | 86.648 | 105.600 | 81.879 | 100.211 | 101.796 | 80.270 | 103.681 | 112.758 | 67.668 | 91.170 | 75.414 |
| 75.414 | 93.396 | 79.226 | 90.337 | 74.252 | 89.350 | 98.837 | 94.568 | 101.220 | 100.984 | 80.045 | 83.555 | 78.919 |
| -%12 | %19 | -%9 | -%14 | -%9 | -%11 | -%3 | %18 | -%2 | -%10 | %18 | -%8 | %5 |



Fırın (İç Satış) - Kümülatif

| Ara-21/22 | Oca-22/23 | Şub-22/23 | Mar-22/23 | Nis-22/23 | May-22/23 | Haz-22/23 | Tem-22/23 | Ağu-22/23 | Eyl-22/23 | Eki-22/23 | Kas-22/23 | Ara-22/23 |
|-----------|-----------|-----------|-----------|-----------|-----------|-----------|-----------|-----------|-----------|-----------|-----------|-----------|
| 1.071.301 | 78.389 | 165.037 | 270.637 | 352.516 | 452.727 | 554.523 | 634.793 | 738.474 | 851.232 | 918.900 | 1.010.070 | 1.085.484 |
| 1.085.484 | 93.396 | 172.622 | 262.959 | 337.211 | 426.561 | 525.398 | 619.966 | 721.186 | 822.170 | 902.215 | 985.770 | 1.064.689 |
| %1 | %19 | %5 | -%3 | -%4 | -%6 | -%5 | -%2 | -%2 | -%3 | -%2 | -%2 | -%2 |

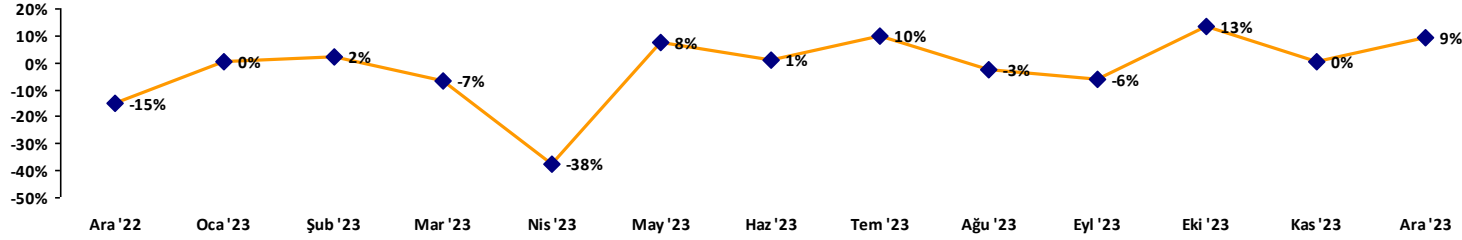


NOT: Dernek üyesi şirketlerin rakamlarıdır.



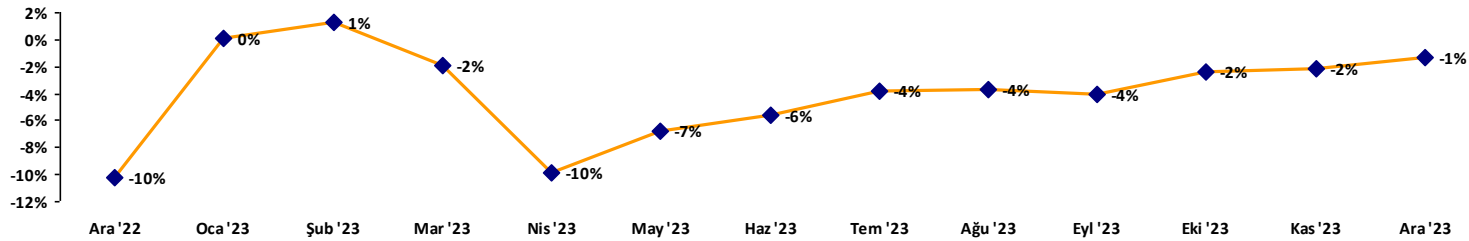
Fırın (Üretim) - Aylık

| Ara-21/22 | Oca-22/23 | Şub-22/23 | Mar-22/23 | Nis-22/23 | May-22/23 | Haz-22/23 | Tem-22/23 | Ağu-22/23 | Eyl-22/23 | Eki-22/23 | Kas-22/23 | Ara-22/23 |
|-----------|-----------|-----------|-----------|-----------|-----------|-----------|-----------|-----------|-----------|-----------|-----------|-----------|
| 448.964 | 465.625 | 556.886 | 637.936 | 476.134 | 446.316 | 473.454 | 381.969 | 510.245 | 604.462 | 476.740 | 501.233 | 381.139 |
| 381.139 | 466.234 | 569.418 | 593.876 | 296.679 | 480.656 | 478.803 | 420.011 | 495.865 | 568.797 | 540.043 | 503.690 | 416.564 |
| -%15 | %0 | %2 | -%7 | -%38 | %8 | %1 | %10 | -%3 | -%6 | %13 | %0 | %9 |



Fırın (Üretim) - Kümülatif

| Ara-21/22 | Oca-22/23 | Şub-22/23 | Mar-22/23 | Nis-22/23 | May-22/23 | Haz-22/23 | Tem-22/23 | Ağu-22/23 | Eyl-22/23 | Eki-22/23 | Kas-22/23 | Ara-22/23 |
|-----------|-----------|-----------|-----------|-----------|-----------|-----------|-----------|-----------|-----------|-----------|-----------|-----------|
| 6.588.204 | 465.625 | 1.022.511 | 1.660.447 | 2.136.581 | 2.582.897 | 3.056.351 | 3.438.320 | 3.948.565 | 4.553.027 | 5.029.767 | 5.531.000 | 5.912.139 |
| 5.912.139 | 466.234 | 1.035.652 | 1.629.528 | 1.926.207 | 2.406.863 | 2.885.666 | 3.305.677 | 3.801.542 | 4.370.339 | 4.910.382 | 5.414.072 | 5.830.636 |
| -%10 | %0 | %1 | -%2 | -%10 | -%7 | -%6 | -%4 | -%4 | -%4 | -%2 | -%2 | -%1 |

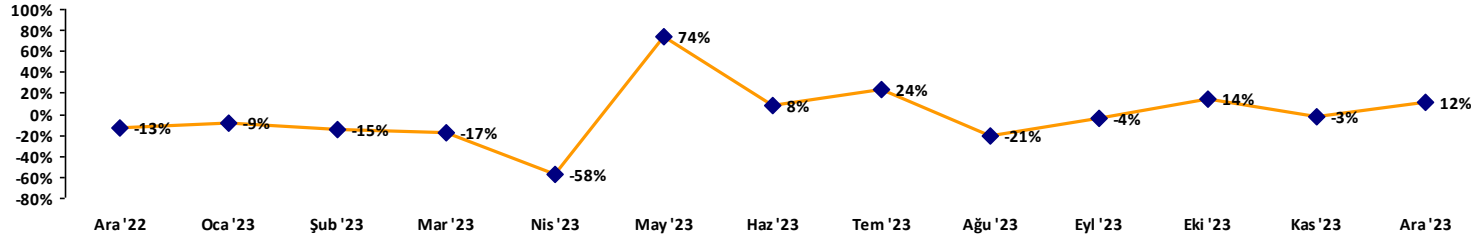


NOT: Dernek üyesi şirketlerin rakamlarıdır.



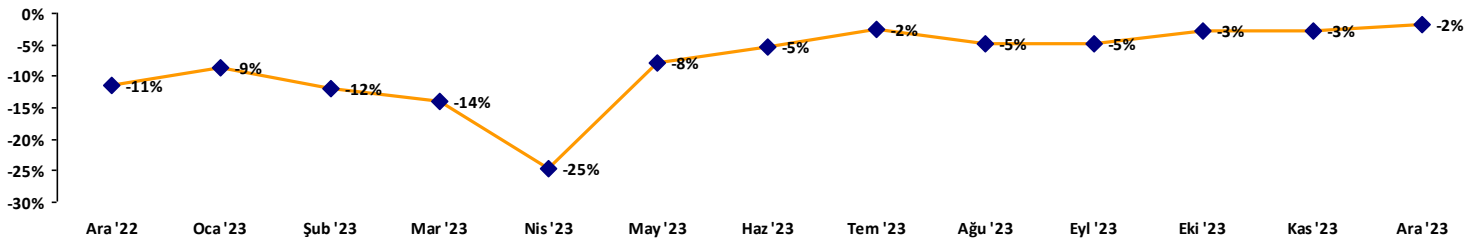
Fırın (İhracat) - Aylık

| Ara-21/22 | Oca-22/23 | Şub-22/23 | Mar-22/23 | Nis-22/23 | May-22/23 | Haz-22/23 | Tem-22/23 | Ağu-22/23 | Eyl-22/23 | Eki-22/23 | Kas-22/23 | Ara-22/23 |
|-----------|-----------|-----------|-----------|-----------|-----------|-----------|-----------|-----------|-----------|-----------|-----------|-----------|
| 404.720 | 366.263 | 445.650 | 499.781 | 434.298 | 363.153 | 381.822 | 283.160 | 425.675 | 452.244 | 423.832 | 431.941 | 351.002 |
| 351.002 | 334.394 | 380.424 | 415.023 | 183.363 | 630.616 | 412.633 | 350.338 | 338.161 | 432.979 | 484.992 | 420.147 | 392.630 |
| -%13 | -%9 | -%15 | -%17 | -%58 | %74 | %8 | %24 | -%21 | -%4 | %14 | -%3 | %12 |



Fırın (İhracat) - Kümülatif

| Ara-21/22 | Oca-22/23 | Şub-22/23 | Mar-22/23 | Nis-22/23 | May-22/23 | Haz-22/23 | Tem-22/23 | Ağu-22/23 | Eyl-22/23 | Eki-22/23 | Kas-22/23 | Ara-22/23 |
|-----------|-----------|-----------|-----------|-----------|-----------|-----------|-----------|-----------|-----------|-----------|-----------|-----------|
| 5.480.742 | 366.263 | 811.913 | 1.311.694 | 1.745.992 | 2.109.145 | 2.490.967 | 2.774.127 | 3.199.802 | 3.652.046 | 4.075.878 | 4.507.819 | 4.858.821 |
| 4.858.821 | 334.394 | 714.818 | 1.129.841 | 1.313.204 | 1.943.820 | 2.356.453 | 2.706.791 | 3.044.952 | 3.477.931 | 3.962.923 | 4.383.070 | 4.775.700 |
| -%11 | -%9 | -%12 | -%14 | -%25 | -%8 | -%5 | -%2 | -%5 | -%5 | -%3 | -%3 | -%2 |

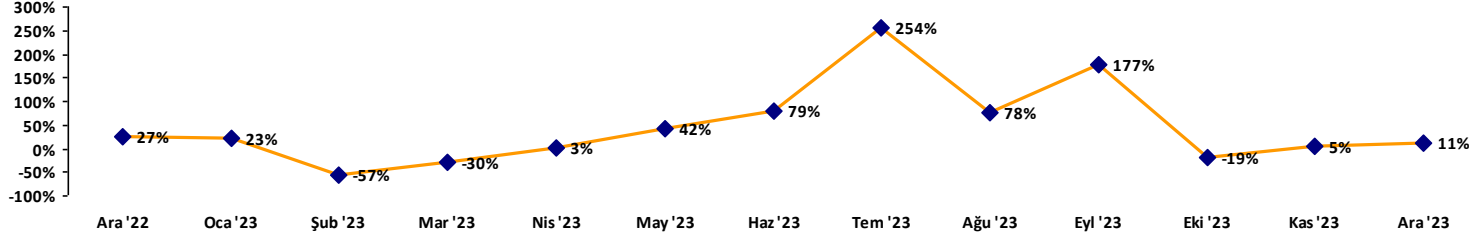


NOT: Dernek üyesi şirketlerin rakamlarıdır.



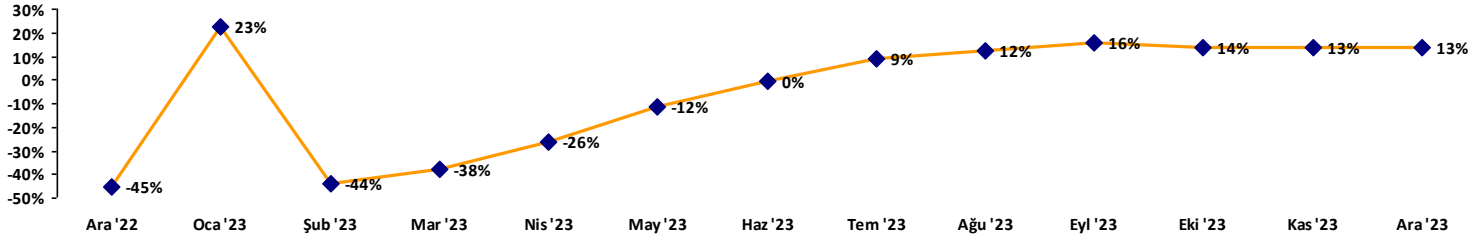
Derin Don. (İç Satış) - Aylık

| Ara-21/22 | Oca-22/23 | Şub-22/23 | Mar-22/23 | Nis-22/23 | May-22/23 | Haz-22/23 | Tem-22/23 | Ağu-22/23 | Eyl-22/23 | Eki-22/23 | Kas-22/23 | Ara-22/23 |
|-----------|-----------|-----------|-----------|-----------|-----------|-----------|-----------|-----------|-----------|-----------|-----------|-----------|
| 13.424 | 22.845 | 115.397 | 102.835 | 99.100 | 91.562 | 60.621 | 19.132 | 23.348 | 11.312 | 27.680 | 24.599 | 16.995 |
| 16.995 | 28.022 | 49.512 | 72.024 | 102.381 | 130.145 | 108.219 | 67.805 | 41.505 | 31.366 | 22.327 | 25.749 | 18.859 |
| %27 | %23 | -%57 | -%30 | %3 | %42 | %79 | %254 | %78 | %177 | -%19 | %5 | %11 |



Derin Don. (İç Satış) - Kümülatif

| Ara-21/22 | Oca-22/23 | Şub-22/23 | Mar-22/23 | Nis-22/23 | May-22/23 | Haz-22/23 | Tem-22/23 | Ağu-22/23 | Eyl-22/23 | Eki-22/23 | Kas-22/23 | Ara-22/23 |
|-----------|-----------|-----------|-----------|-----------|-----------|-----------|-----------|-----------|-----------|-----------|-----------|-----------|
| 1.117.984 | 22.845 | 138.242 | 241.077 | 340.177 | 431.739 | 492.360 | 511.492 | 534.840 | 546.152 | 573.832 | 598.431 | 615.426 |
| 615.426 | 28.022 | 77.534 | 149.558 | 251.939 | 382.084 | 490.303 | 558.108 | 599.613 | 630.979 | 653.306 | 679.055 | 697.914 |
| -%45 | %23 | -%44 | -%38 | -%26 | -%12 | %0 | %9 | %12 | %16 | %14 | %13 | %13 |

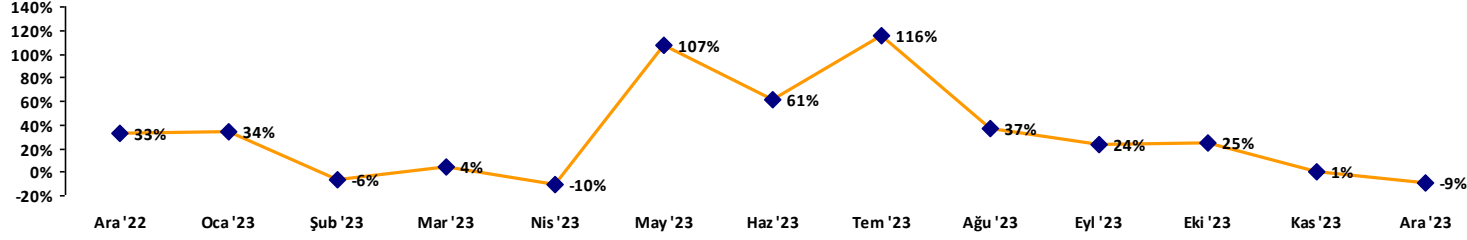


NOT: Dernek üyesi şirketlerin rakamlarıdır.



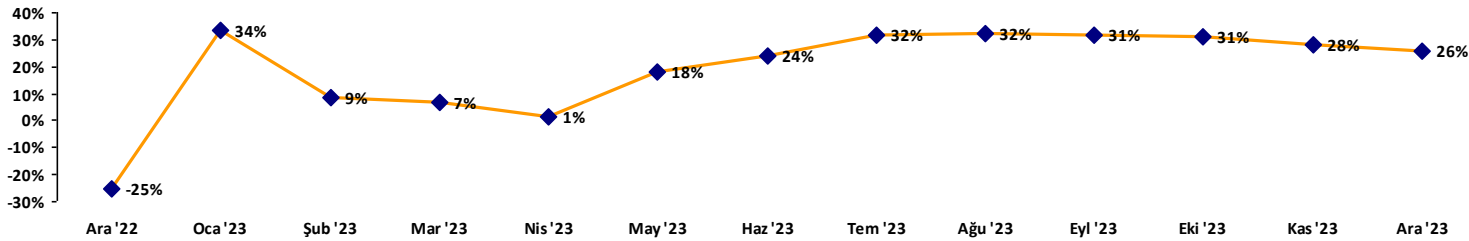
Derin Don. (Üretim) - Aylık

| Ara-21/22 | Oca-22/23 | Şub-22/23 | Mar-22/23 | Nis-22/23 | May-22/23 | Haz-22/23 | Tem-22/23 | Ağu-22/23 | Eyl-22/23 | Eki-22/23 | Kas-22/23 | Ara-22/23 |
|-----------|-----------|-----------|-----------|-----------|-----------|-----------|-----------|-----------|-----------|-----------|-----------|-----------|
| 67.858 | 87.843 | 146.941 | 150.021 | 174.876 | 103.654 | 111.530 | 69.107 | 92.570 | 92.563 | 88.266 | 105.648 | 90.048 |
| 90.048 | 117.333 | 137.498 | 155.843 | 157.384 | 214.479 | 179.508 | 149.078 | 126.761 | 114.762 | 110.044 | 106.363 | 82.211 |
| %33 | %34 | -%6 | %4 | -%10 | %107 | %61 | %116 | %37 | %24 | %25 | %1 | -%9 |



Derin Don. (Üretim) - Kümülatif

| Ara-21/22 | Oca-22/23 | Şub-22/23 | Mar-22/23 | Nis-22/23 | May-22/23 | Haz-22/23 | Tem-22/23 | Ağu-22/23 | Eyl-22/23 | Eki-22/23 | Kas-22/23 | Ara-22/23 |
|-----------|-----------|-----------|-----------|-----------|-----------|-----------|-----------|-----------|-----------|-----------|-----------|-----------|
| 1.756.646 | 87.843 | 234.784 | 384.805 | 559.681 | 663.335 | 774.865 | 843.972 | 936.542 | 1.029.105 | 1.117.371 | 1.223.019 | 1.313.067 |
| 1.313.067 | 117.333 | 254.831 | 410.674 | 568.058 | 782.537 | 962.045 | 1.111.123 | 1.237.884 | 1.352.646 | 1.462.690 | 1.569.053 | 1.651.264 |
| -%25 | %34 | %9 | %7 | %1 | %18 | %24 | %32 | %32 | %31 | %31 | %28 | %26 |

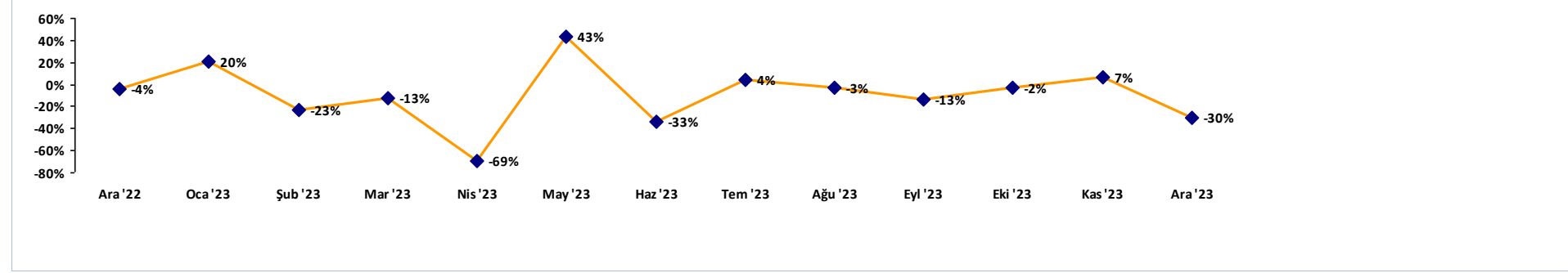


NOT: Dernek üyesi şirketlerin rakamlarıdır.



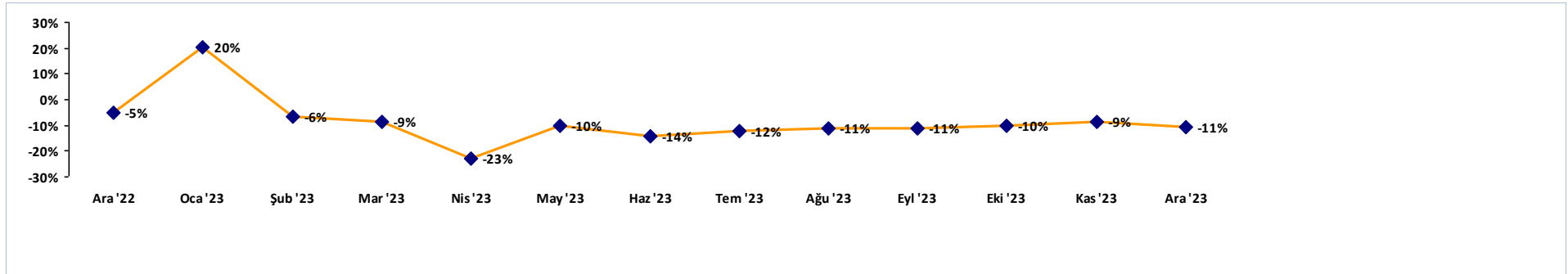
Derin Don. (İhracat) - Aylık

| Ara-21/22 | Oca-22/23 | Şub-22/23 | Mar-22/23 | Nis-22/23 | May-22/23 | Haz-22/23 | Tem-22/23 | Ağu-22/23 | Eyl-22/23 | Eki-22/23 | Kas-22/23 | Ara-22/23 |
|------------|------------|-------------|-------------|-------------|------------|-------------|-----------|------------|-------------|------------|-----------|-------------|
| 96.334 | 64.664 | 106.169 | 110.376 | 87.920 | 89.313 | 97.296 | 70.036 | 86.100 | 83.561 | 97.829 | 84.160 | 92.038 |
| 92.038 | 77.855 | 82.102 | 96.385 | 27.460 | 128.047 | 64.992 | 73.016 | 83.551 | 72.692 | 95.554 | 89.652 | 64.459 |
| -%4 | %20 | -%23 | -%13 | -%69 | %43 | -%33 | %4 | -%3 | -%13 | -%2 | %7 | -%30 |



Derin Don. (İhracat) - Kümülatif

| Ara-21/22 | Oca-22/23 | Şub-22/23 | Mar-22/23 | Nis-22/23 | May-22/23 | Haz-22/23 | Tem-22/23 | Ağu-22/23 | Eyl-22/23 | Eki-22/23 | Kas-22/23 | Ara-22/23 |
|------------|------------|------------|------------|-------------|-------------|-------------|-------------|-------------|-------------|-------------|------------|-------------|
| 1.125.323 | 64.664 | 170.833 | 281.209 | 369.129 | 458.442 | 555.738 | 625.774 | 711.874 | 795.435 | 893.264 | 977.424 | 1.069.462 |
| 1.069.462 | 77.855 | 159.957 | 256.342 | 283.802 | 411.849 | 476.841 | 549.857 | 633.408 | 706.100 | 801.654 | 891.306 | 955.765 |
| -%5 | %20 | -%6 | -%9 | -%23 | -%10 | -%14 | -%12 | -%11 | -%11 | -%10 | -%9 | -%11 |

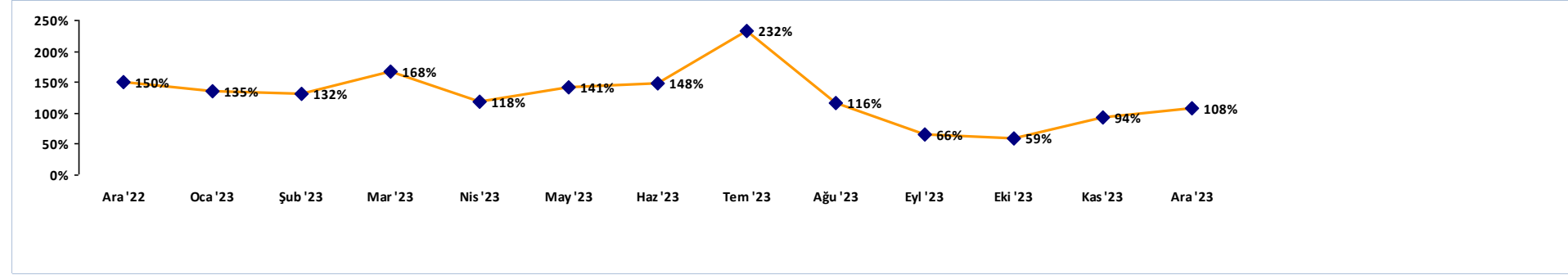


NOT: Dernek üyesi şirketlerin rakamlarıdır.



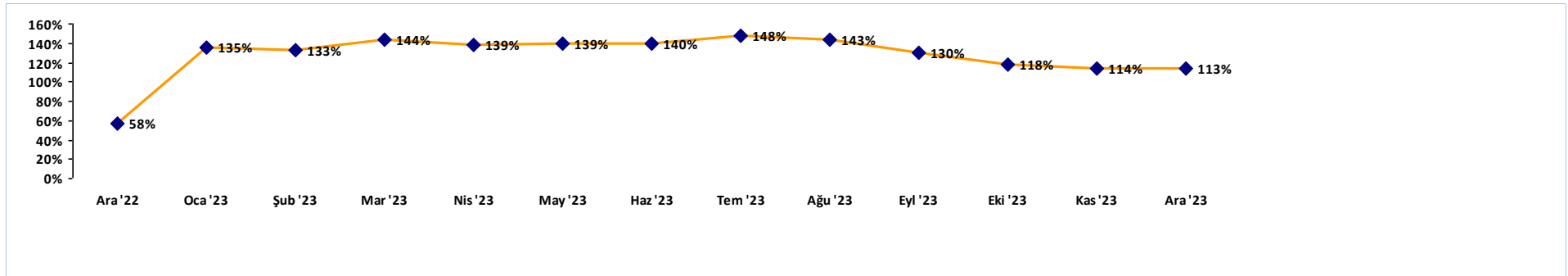
Kurutucu (İç Satış) - Aylık

| Ara-21/22 | Oca-22/23 | Şub-22/23 | Mar-22/23 | Nis-22/23 | May-22/23 | Haz-22/23 | Tem-22/23 | Ağu-22/23 | Eyl-22/23 | Eki-22/23 | Kas-22/23 | Ara-22/23 |
|-----------|-----------|-----------|-----------|-----------|-----------|-----------|-----------|-----------|-----------|-----------|-----------|-----------|
| 19.615 | 30.234 | 35.692 | 28.476 | 23.511 | 20.480 | 16.569 | 14.763 | 30.574 | 40.104 | 51.253 | 52.074 | 48.978 |
| 48.978 | 71.101 | 82.758 | 76.365 | 51.274 | 49.335 | 41.145 | 49.035 | 65.986 | 66.533 | 81.354 | 101.133 | 102.087 |
| %150 | %135 | %132 | %168 | %118 | %141 | %148 | %232 | %116 | %66 | %59 | %94 | %108 |



Kurutucu (İç Satış) - Kümülatif

| Ara-21/22 | Oca-22/23 | Şub-22/23 | Mar-22/23 | Nis-22/23 | May-22/23 | Haz-22/23 | Tem-22/23 | Ağu-22/23 | Eyl-22/23 | Eki-22/23 | Kas-22/23 | Ara-22/23 |
|-----------|-----------|-----------|-----------|-----------|-----------|-----------|-----------|-----------|-----------|-----------|-----------|-----------|
| 249.335 | 30.234 | 65.926 | 94.402 | 117.913 | 138.393 | 154.962 | 169.725 | 200.299 | 240.403 | 291.656 | 343.730 | 392.708 |
| 392.708 | 71.101 | 153.859 | 230.224 | 281.498 | 330.833 | 371.978 | 421.013 | 486.999 | 553.532 | 634.886 | 736.019 | 838.106 |
| %58 | %135 | %133 | %144 | %139 | %139 | %140 | %148 | %143 | %130 | %118 | %114 | %113 |

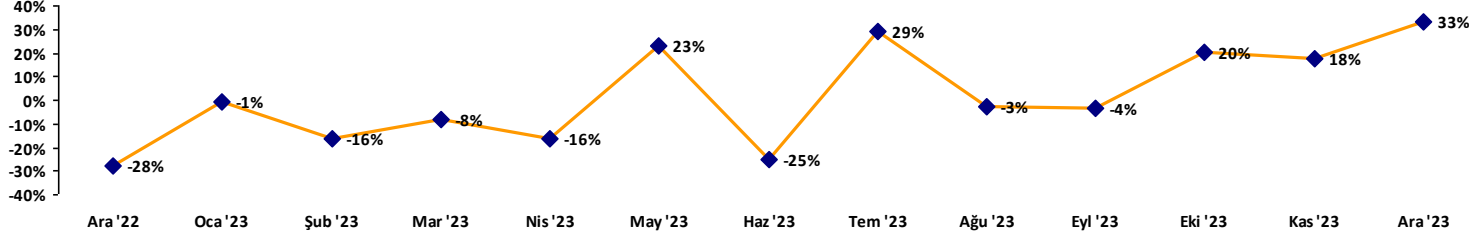


NOT: Dernek üyesi şirketlerin rakamlarıdır.



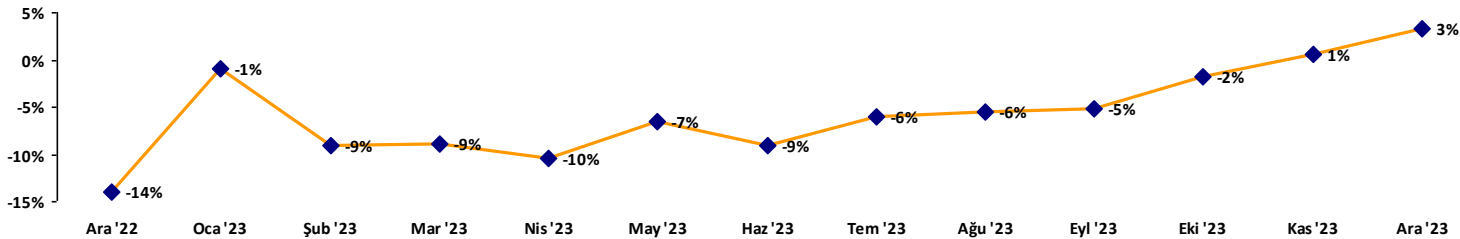
Kurutucu (Üretim) - Aylık

| Ara-21/22 | Oca-22/23 | Şub-22/23 | Mar-22/23 | Nis-22/23 | May-22/23 | Haz-22/23 | Tem-22/23 | Ağu-22/23 | Eyl-22/23 | Eki-22/23 | Kas-22/23 | Ara-22/23 |
|-----------|-----------|-----------|-----------|-----------|-----------|-----------|-----------|-----------|-----------|-----------|-----------|-----------|
| 335.929 | 244.764 | 276.274 | 230.999 | 199.920 | 124.485 | 175.791 | 108.272 | 273.721 | 330.834 | 301.382 | 311.860 | 241.733 |
| 241.733 | 242.315 | 231.207 | 211.971 | 167.222 | 153.219 | 131.798 | 140.110 | 266.093 | 318.626 | 362.507 | 367.439 | 322.012 |
| -%28 | -%1 | -%16 | -%8 | -%16 | %23 | -%25 | %29 | -%3 | -%4 | %20 | %18 | %33 |



Kurutucu (Üretim) - Kümülatif

| Ara-21/22 | Oca-22/23 | Şub-22/23 | Mar-22/23 | Nis-22/23 | May-22/23 | Haz-22/23 | Tem-22/23 | Ağu-22/23 | Eyl-22/23 | Eki-22/23 | Kas-22/23 | Ara-22/23 |
|-----------|-----------|-----------|-----------|-----------|-----------|-----------|-----------|-----------|-----------|-----------|-----------|-----------|
| 3.278.021 | 244.764 | 521.038 | 752.037 | 951.957 | 1.076.442 | 1.252.233 | 1.360.505 | 1.634.226 | 1.965.060 | 2.266.442 | 2.578.302 | 2.820.035 |
| 2.820.035 | 242.315 | 473.522 | 685.493 | 852.715 | 1.005.934 | 1.137.732 | 1.277.842 | 1.543.935 | 1.862.561 | 2.225.068 | 2.592.507 | 2.914.519 |
| -%14 | -%1 | -%9 | -%9 | -%10 | -%7 | -%9 | -%6 | -%6 | -%5 | -%2 | %1 | %3 |

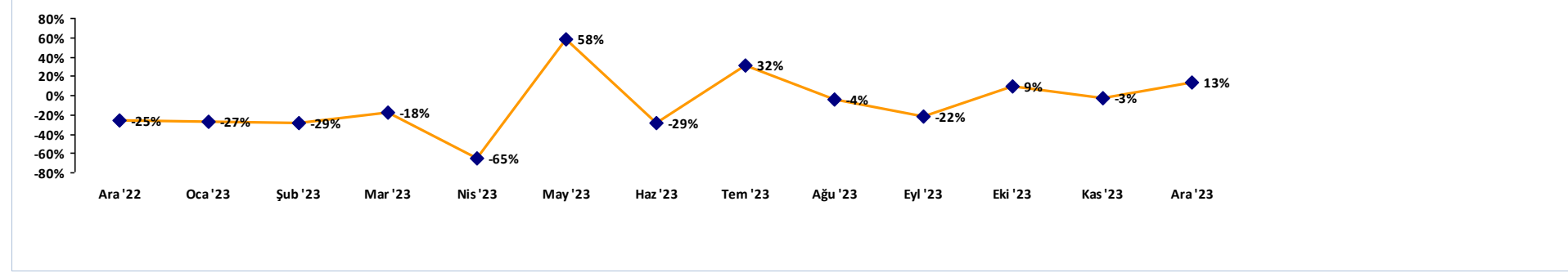


NOT: Dernek üyesi şirketlerin rakamlarıdır.



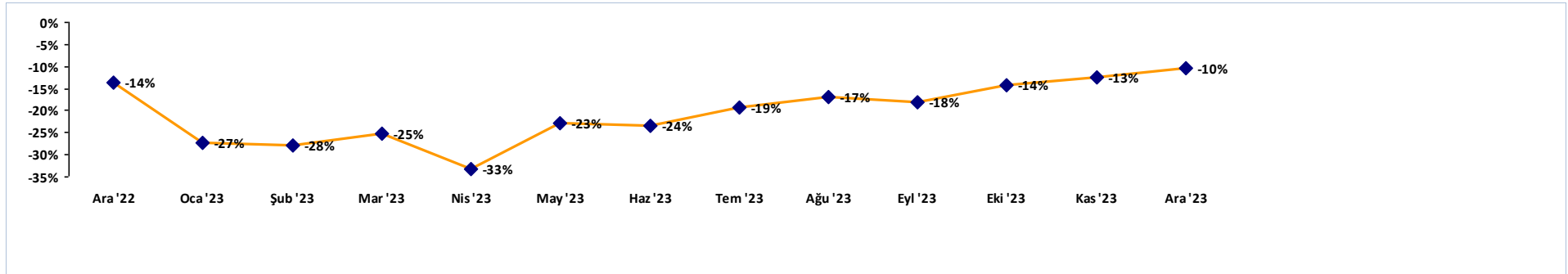
Kurutucu (İhracat) - Aylık

| Ara-21/22 | Oca-22/23 | Şub-22/23 | Mar-22/23 | Nis-22/23 | May-22/23 | Haz-22/23 | Tem-22/23 | Ağu-22/23 | Eyl-22/23 | Eki-22/23 | Kas-22/23 | Ara-22/23 |
|-------------|-------------|-------------|-------------|-------------|------------|-------------|------------|------------|-------------|-----------|------------|------------|
| 313.076 | 238.299 | 255.969 | 191.612 | 178.297 | 113.039 | 153.247 | 93.872 | 214.270 | 348.873 | 297.408 | 317.177 | 233.925 |
| 233.925 | 173.238 | 182.939 | 157.677 | 63.240 | 178.194 | 109.122 | 123.675 | 205.523 | 271.663 | 325.508 | 308.753 | 264.862 |
| -%25 | -%27 | -%29 | -%18 | -%65 | %58 | -%29 | %32 | -%4 | -%22 | %9 | -%3 | %13 |



Kurutucu (İhracat) - Kümülatif

| Ara-21/22 | Oca-22/23 | Şub-22/23 | Mar-22/23 | Nis-22/23 | May-22/23 | Haz-22/23 | Tem-22/23 | Ağu-22/23 | Eyl-22/23 | Eki-22/23 | Kas-22/23 | Ara-22/23 |
|-------------|-------------|-------------|-------------|-------------|-------------|-------------|-------------|-------------|-------------|-------------|-------------|-------------|
| 3.049.778 | 238.299 | 494.268 | 685.880 | 864.177 | 977.216 | 1.130.463 | 1.224.335 | 1.438.605 | 1.787.478 | 2.084.886 | 2.402.063 | 2.635.988 |
| 2.635.988 | 173.238 | 356.177 | 513.854 | 577.094 | 755.288 | 864.410 | 988.085 | 1.193.608 | 1.465.271 | 1.790.779 | 2.099.532 | 2.364.394 |
| -%14 | -%27 | -%28 | -%25 | -%33 | -%23 | -%24 | -%19 | -%17 | -%18 | -%14 | -%13 | -%10 |



NOT: Dernek üyesi şirketlerin rakamlarıdır.